

# Clay County 150<sup>th</sup>

## FREE FAIR

### JULY 23-28, 2024



## RODDEO

### JULY 17-18, 8PM

## & CARNIVAL

### JULY 24-27, 6-10 PM



# NOW HIRING

## MANUFACTURING POSITIONS

**CLAY CENTER, KANSAS**

[www.aggrowth.com/careers](http://www.aggrowth.com/careers)

- Competitive Compensation based on experience and skills
- On the job training and growth opportunities
- Cross training to different areas to increase skill level
- Great team and company culture
- Company provided basic PPE
- Education Reimbursement Program
- Comprehensive benefits
- Excellent 401(K) program with a company match up to 6%
- Health insurance and health savings account
- Dental, vision and life insurance
- Employee Assistance Program
- Paid time off
- Employee stock purchase options
- Employee referral and sign on bonus
- Flexible scheduling



**AGI**



# 2024 CLAY COUNTY FAIR

JULY 23<sup>rd</sup>-28<sup>TH</sup>

## Schedule of Events

### PRE-FAIR

Sunday, June 23rd

2:00-4:00 p.m.

4-H Favorite Foods Show, Cloud County Fairgrounds

Friday, June 28th

2:00 p.m.- 4:00 p.m.

RVED Entomology & Geology Judging, Clay County Fairgrounds Conference Room

Saturday, June 29th

9:00-11:00 a.m.

4-H Favorite Foods Show, Good Shepherd Lutheran Church, Washington

Saturday, July 6th

9:00 a.m.

River Valley 4-H Combined Dog Show, Cloud County Commercial Building, Concordia

Tuesday, July 9th

9:00 p.m.

4-H Royalty Judging, Clay County Extension Office

Tuesday, July 16th

8:45 p.m.

4-H Visual Arts, Clothing, Fashion Revue, Fiber Arts, & Photography Judging Clay County Event Center

8:30 a.m.-1:00 p.m.

4-H Photography Judging Contest, Clay County Event Center

7:00 p.m.

Public Fashion Revue, Clay County Event Center

Wednesday, July 17th

8:00 p.m.

Clay County Rodeo, Rodeo Arena, Clay County Fairgrounds

Thursday, July 18th

8:00 p.m.

Clay County Rodeo, Rodeo Arena, Clay County Fairgrounds

Friday, July 19th

4:00 p.m.

4-H Rocketry Launch at the Grandstand

5:30 p.m.

Clay County Fairgrounds Clean-up

Saturday, July 20th

8:00-9:00 a.m.

Open Class Horse Show Entry

9:00 a.m.

Open Class Horse Show, Rodeo Arena

Sunday, July 21st

7:00 p.m.

Girls Next Door – Clay Center UMC

---

## 4-H FOOD STAND

Hours: Wednesday-Saturday

9:00 a.m. - 3:00 p.m. & 4:30 - 10:00 p.m.

Menu: Wed & Thurs: Chicken Fajita Salad & Wrap

Menu: Fri & Sat: Taco Salad & Walking Tacos

# 2024 CLAY COUNTY FAIR

## July 22 – 28, 2024

### Schedule of Events

#### Monday, July 22nd

7:00 p.m. Clay County Free Fair Parade- from Grant Ave (in front of Lincoln Elementary), down 12th Street to Harriet Street.

#### Tuesday, July 23rd

2:00 p.m. Cloverbuds Exhibit Judging, Clay County Event Center  
5:00-6:00 p.m. Enter Poultry and Rabbits ONLY, Poultry-Rabbit Barn  
6:00-7:00 p.m. Enter all exhibits except Foods, Floriculture, Horticulture, Crops, Pets, and Livestock.

#### Wednesday, July 24th

8:00-8:30 a.m. Enter all Market Swine (Breeding Swine check-in with Superintendent)  
8:30-10:00 a.m. Enter all other Livestock (Breeding Sheep & Goats check-in with Superintendents)  
9:00-10:00 a.m. Enter Market Steers at Clay Veterinary Clinic (Breeding Beef check-in with Superintendents at the Fairgrounds.)  
8:00-10:00 a.m. Enter Open Class Foods, Clay County Event Center  
8:30 a.m. 4-H Wildlife & Forestry Judging, Clay County Event Center  
9:00 a.m. Banner Judging  
9:00 a.m. Open Class Clothing & Textiles Judging, Clay County Event Center  
9:00 a.m. 4-H Energy Management Judging, Clay County Event Center  
9:00-11:00 a.m. Enter 4-H & Open Class Floriculture, Horticulture & Crops, Clay County Event Center  
9:30 a.m. 4-H STEM Judging, Clay County Event Center  
9:30 a.m. 4-H Individual Projects, Reading, Shooting Sports & Sports Fishing Judging, Clay County Event Center  
9:30 a.m. Open Class Ceramics, Craft & Paintings Judging, Clay County Event Center  
10:00 a.m. Open Class Foods Judging, Clay County Event Center  
10:30 a.m. 4-H Woodworking Judging. Open Class Woodworking Judging will follow at the completion of 4-H Woodworking Judging. Clay County Event Center  
10:30 a.m. 4-H Club Projects Judging, Clay County Event Center  
11:30 a.m. 4-H Floriculture Judging, Clay County Event Center  
12:00 p.m. 4-H Foods Judging, Clay County Event Center  
12:30 p.m. Open Class Floriculture Judging, Clay County Event Center  
1:00 p.m. 4-H Horticulture & Crops Judging, Clay County Event Center  
1:00 p.m. Open Class Photography Judging, Clay County Event Center  
1:30 p.m. Open Class Horticulture & Crops Judging, Clay County Event Center  
4:00-6:30 p.m. 4-H & Open Class Bake Sale, Clay County Event Center  
6:00 p.m. Swine Judging, Orrin Hogan Arena  
6:00-10:00 p.m. Carnival Attractions by Great Plains Amusements

#### Thursday, July 25th

8:30 a.m. 4-H Pet Division Check-in, Clay County Event Center  
9:00 a.m. 4-H Pet Judging, Clay County Event Center  
9:00 a.m. 4-H/FFA Horse Show, Rodeo Arena  
10:30 a.m. "Meet Us At The Fair," Orrin Hogan Arena, Sponsored by the Clay County 4-H Ambassadors  
4:00 p.m. Meat Goat Judging, Orrin Hogan Arena  
5:00 p.m. Dairy Goat Judging, Orrin Hogan Arena

- 6:00 p.m. Sheep Judging, Orrin Hogan Arena
- 7:30 p.m. FREE Snow Cones courtesy of Citizens National Bank
- 6:00-10:00 p.m. Carnival Attractions by Great Plains Amusements (Armbands)

**Friday, July 26th**

- 8:00 a.m. Rabbit Judging, Rabbit & Poultry Barn
- 9:00 a.m. Decorated Desserts Judging, Clay County Event Center
- 10:00 a.m. Poultry Judging, Rabbit & Poultry Barn (Or immediately following the completion of the Rabbit Show.)
- 1:30 p.m. Dairy Cattle Show, Orrin Hogan Arena
- 2:00 p.m. Project Auction Entry Deadline. All 4-H Projects, including Livestock, except Beef, must consign project auction exhibit to the Fair Office.
- 3:00 p.m. Bucket Calf Interviews & Showmanship, Orrin Hogan Arena
- 4:00 p.m. Decorated Bucket Calf, Orrin Hogan Arena
- 6:00 p.m. Beef Judging, Orrin Hogan Arena
- 6:00-6:45 p.m. Stark Dance & Baton Studio, In front of Stage.
- 6:30 p.m. FREE Ice Cream Courtesy of Clay County Farm Bureau & Grow Clay County, in front of Clay County Event Center
- 7:00 p.m. FREE Water Courtesy of Grow Clay County & Clay County Farm Bureau, west of restrooms
- 8:00 p.m. 4-H Beef Project Auction Entry Deadline. Consign Beef auction exhibit to the Fair Office.
- 7:00 p.m. RK Goat Roping, Rodeo Arena, registration starts @ 6pm
- 7:00-12:00 a.m. Phil Vandel with opening act Pete Gile, FREE Concert on the Fairgrounds Stage
- 6:00-10:00 p.m. Carnival Attractions by Great Plains Amusements (Armbands)

**Saturday, July 27th**

- 8:30 a.m. Round Robin Showmanship, Orrin Hogan Arena
- 10:00 a.m. 4-H/FFA Livestock Judging Contest, Orrin Hogan Arena
- 10:00 a.m.-12:00 p.m. FREE Horseback Rides, Sponsored by Cowboys For Christ, Rodeo Arena
- 11:00 a.m.-12:00 p.m. Barnyard Olympics Registration
- 12:00 p.m. Barnyard Olympics
- 1:30 p.m. Corn Hole Tournament Registration
- 2:00 p.m. Corn Hole Tournament
- 4:30 p.m. 4-H Awards Ceremony, Orrin Hogan Arena
- 5:15 p.m. Jr Leaders Kiss the Critter
- 5:30 p.m. Decorated Desserts & Project Auction, Orrin Hogan Arena
- 6:00 p.m. 4-H & FFA Livestock Auction, Orrin Hogan Arena
- 6:00-10:00 p.m. Carnival Attractions by Great Plains Amusements

**Sunday, July 28th**

- 9:00 a.m. Cowboy Church, Orrin Hogan Arena
- 11:30 a.m. Livestock Exhibits Released
- 11:30 a.m.-2:30 p.m. Fairgrounds Livestock Area Clean-up. Poultry Processing Demonstration following clean-up
- 12:00-1:00 p.m. All Other Exhibits Released
- 1:00-2:30 p.m. Exhibit Building Clean-up

# INDEX

Schedule of Events .....	1
Table of Contents .....	4
General Information .....	7
General Rules & Regulations .....	13
Open Class Entry .....	14
Open Class Release of Exhibits.....	14

## 4-H/FFA DEPARTMENTS

Project Auction Buyers .....	16
Livestock Rules .....	17
<b>General 4-H &amp; FFA Rules:</b>	
Eligibility .....	17
Entry Information.....	18
Use of Copyright Materials.....	22
State Fair Entries .....	23
Awards .....	23
4-H & FFA Project Auction.....	24
4-H & FFA Judging Contests.....	27
<b>4-H &amp; FFA Livestock:</b>	
Livestock Rules .....	28
Club Herdsmen Award .....	31
Beef.....	32
Bucket/Feeder Calf.....	35
Dairy Cattle.....	38
Dairy Goats .....	39
Meat Goats.....	40
Horse and Pony.....	43
Poultry & Pigeons.....	47
Rabbits .....	49
Sheep .....	52
Swine.....	54
Round Robin Showmanship Contest .....	56
<b>4-H &amp; FFA Plant Science:</b>	
Crops.....	57
Floriculture.....	60
Forestry .....	61
Horticulture.....	63
<b>4-H Family and Consumer Sciences:</b>	
Clothing & Textiles.....	65
Fashion Revue .....	66
Fiber Arts .....	68
Foods, Nutrition .....	70
Favorite Foods Show .....	72
Food Preservation.....	73
Decorated Cakes & Decorated Cupcakes.....	76
<b>4-H Miscellaneous:</b>	
Dogs-River Valley 4-H Combined Dog Show .....	77
Pets.....	79
Entomology .....	80
Geology & Lapidary.....	86
Photography.....	90
Visual Arts .....	95

Individual Project Displays .....	97
Interior Design and Architecture .....	98
Reading .....	99
Shooting Sports .....	99
Wildlife .....	101
Veterinary Sciences .....	104
Woodworking .....	105
Electric and Renewable Energy .....	106
Aerospace/Rocketry .....	107
Mechanics Welding .....	109
Astronomy .....	111
Building Block Engineering .....	111
Computer Science .....	112
Robotics .....	113
Small Engines .....	115
Uncrewed Aerial Systems .....	116
<b>4-H Club Projects .....</b>	<b>117</b>
<b>4-H Clover Buds .....</b>	<b>119</b>

**OPEN CLASS DEPARTMENTS**

Cattle .....	120
Goats .....	121
Horses .....	122
Swine .....	123
Sheep .....	123
Poultry & Rabbits .....	123
Field Crops & Horticulture .....	126
Foods .....	128
Fair Board Best Cookie Platter .....	131
Textiles .....	131
Floriculture .....	134
Ceramics, Crafts & Paintings .....	138
Photography .....	142
Woodworking .....	144

# RODEO

**Wednesday, July 17th and Thursday, July 18th  
8:00 p.m. in the Rodeo Arena**

## **Clay County Jayhusker Racing 2024 Schedule**

**June 29th, August 24th,  
September 14th & 28th**



**PHIL VANDEL**

**LIVE** 8:00 PM

**FRIDAY, JULY 26<sup>TH</sup>**



# CLAY COUNTY FAIR GENERAL INFORMATION

WEBSITE: CLAYCOUNTYKSFAR.COM

## CLAY COUNTY FAIR ASSOCIATION OFFICE

Located in the Fairgrounds Conference Center

4-H INFORMATION	(785) 632-5335
OPEN CLASS INFORMATION	(402) 879-1729
<b>ALL INFORMATION after July 19th:</b>	<b>(785) 632-5347</b>
District Extension Director	Wade Reh
District Extension Agent, Family Consumer Sciences	Kaitlin Moore
District Extension Agent, 4-H Youth Development	Macy Hynek
Agriculture & Natural Resource Agent	Luke Byers
Livestock Agent	Kaitlyn Nelson
Office Professional	Shawna Lang
4-H Program Manager	Melissa Baxter
Fair Assistant/Open Class	Jessica Richardson

## CLAY COUNTY FREE FAIR ASSOCIATION EXECUTIVE BOARD

President	Mike Argo
Vice President	Robert Knitter
Secretary	Janis Jackson
Treasurer	Karen Yarrow
Members: Brian Girrens, Mike & Missy Scott, Cody Schwartz	Chad Knitter, Nick Lehman,

Fair Board Assistant	Jessica Richardson
District Extension Director	Wade Reh
Vocational Ag Instructors	Andrea Flegler and Garrett Craig
Extension Office Professional	Shawna Lang
4-H Program Manager	Melissa Baxter

## COUNTY COMMISSIONERS

Jerry Mayo, Eric Carlson, David Thurlow

## GREAT PLAINS AMUSEMENTS

The CARNIVAL will run 6:00 – 10:00 p.m. Wednesday, July 24 through Saturday, July 27. Armbands may be used on Wednesday, Thursday, Friday & Saturday nights only. Tickets and armbands will be available at the Great Plains Amusement ticket booth during carnival operation hours. There is no rain date for armbands.

Advanced armband tickets (\$25) for unlimited rides will be available at South Short Stop, or at the Extension Office in Clay Center through **Wednesday, July 24 until NOON**. Regular price armbands (\$30) will be available during carnival operation hours at the Great Plains Amusements ticket booth.

## COWBOYS FOR CHRIST EVENT

Saturday, July 27th from 10:00 am – Noon, in the Rodeo Arena, Cowboys for Christ will be hosting a free of charge event for kids to learn about horses and spend a little time in the saddle! All kids must be accompanied by a parent or guardian. Kids must be 18 years or under.

## COLORING PAGE CONTEST

Coloring page and form will be available starting June 3rd at River Valley Extension Office. Age groups include: 3 & Under, 4-6, 7-9, & 10-12 years old. Coloring page can be returned to the Extension Office before Friday, July 21st, or can be turned in at New Exhibit Hall Tuesday, July 25th from 6 - 7:30 p.m. For more information, visit our Facebook page: Clay County KS Fair Assoc..

## VENDOR/ BOOTH REGISTRATION

Hosting an outside booth at the fair is an excellent way to support our local fair, as well as promoting your organization and business! For more information, contact Jessica at claycountyfairassociation@gmail.com.

## OPEN CLASS HORSE SHOW

Open Class Horse show will take place on Saturday, July 20th at 9:00 a.m. in the Rodeo Arena. Entries will be taken beginning at 8:00 a.m. For more information on classes, please see **OPEN CLASS DEPARTEMENT C – HORSES**.

## GOSPEL MUSIC PROGRAM

A Gospel Music Program will be present on Sunday, July 21st at 7:00 p.m. on the big stage at the fairgrounds. If weather prohibits, concert will take place at Family Life Center at the Methodist Church. Admission is free.

## COWBOY CHURCH

A Cowboy Church Service will take place Sunday, July 28th at 9:00 a.m. in Hogan Arena. The service will be conducted by the Cowboys for Christ. Everyone is welcome and encouraged to attend.

## RODEO

A Rodeo will be held on Wednesday, July 17th and Thursday, July 18th at 8:00 p.m. in the Rodeo Arena.

**Advance Tickets:** Adult - \$8.00, Child (K-8th grade) - \$4.00

Advance Rodeo tickets can be purchased from the Clay County Extension Office, Mayo's or Ray's Apple Market.

**General Admission:** Adult - \$10.00, Child (K-8th grade) - \$5.00

### Entry for Open Events:

Barrel Racing - \$50/event

Entry fee is \$50/event for all other open events

For Open Event information contact Kraft Rodeo Company at (620) 286-5428.

### Entry for Junior Events:

Calf Scramble – 10 & under; both nights; no entry or fee required.

Mutton Busting – Both nights; participates can only ride one night, event limited to first 15 entries. Age 6 & under, or 50 lbs & under - \$5 entry fee

Jr. Barrels, Jr. Steer Riding – **Age 12 & under - \$5/event (Wednesday ONLY)**

**Age 13 – 18 - \$10/event (Thursday ONLY).**

Junior Event entries will be accepted the night of the Rodeo 6:30 – 8:00 p.m.

Youth ages 18 & under must be a parent or guardian sign waiver to participate.



# **C&R CREDIT UNION**

**Your Credit Union**

**- The best place to save -  
the best place to borrow.**

**Cyndy Thatcher, Mgr.**

**785-632-5161**

**801 Fifth Street**

**Clay Center, Kansas**

*Like us on Facebook*

[www.candrcreditunion.com](http://www.candrcreditunion.com)

Your savings federally insured to \$100,000

**NCUA**

National Credit Union Administration, a U.S Government Agency



*Perfection is no accident*



**24 Hour Towing**  
 905 West Crawford  
 Clay Center, KS 67432  
**785-632-6677**

www.perfectionautobodyinc.com  
 perfectionauto@pab-inc.com




---

**SGA**  
 ACCOUNTANTS ADVISORS

**SINK GORDON**  
 ACCOUNTANTS/ADVISORS<sup>LLP</sup>

Sink, Gordon & Associates is now **Sink Gordon Accountants & Advisors, LLP**

---



**Wilder Auto Body, Inc.**  
*Kyle Wilder, Owner*

138 Crawford Street Clay Center, KS 67432

785-632-3484 Mon.-Fri. 8am - 5:00pm

\*I-Car Collision Certified \*Insurance Claims

\*Auto Glass \*24 Hour Towing \*Free Estimates

# 4-H EVENTS

## 4-H Fashion Revue

Tuesday, July 19th at 7:00 p.m. at the Clay County Events Center

## LIVESTOCK SHOWS

### Saturday, July 20th

Open Horse Show 9:00 a.m.

### Wednesday, July 24th

Swine Show 6:00 p.m.

### Thursday, July 25th

4-H Horse Show 9:00 a.m.

Meat Goat Show 4:00 p.m.

Dairy Goat Show 5:00 p.m.

Sheep Show 6:00 p.m.

### Friday, July 26th

Rabbit Show 8:00 a.m.

Poultry Show 10:00 a.m.

Dairy Show 1:30 p.m.

Bucket Calf Show 3:00 p.m.

Beef Show 6:00 p.m.

## 4-H Awards Presentation

Saturday, July 27th at 4:30 p.m. in Orrin Hogan Arena.

# 4-H & FFA PROJECT AUCTION

**Saturday, July 27th**

**Orrin Hogan Arena**

**Decorated Cakes and Other Projects – 5:30 p.m.**

**Livestock – 6:00 p.m.**

# 4-H FOOD STAND

**Hours:**

**Wednesday-Saturday**

**9:00 a.m. - 3:30 p.m. & 4:30 p.m. - 10:00 p.m.**



**Cool off with FREE Snow  
Cones at the Clay County  
Fair under the CNB tent.**



**Thursday  
July 25th  
7:30 PM**



Established 2004: Membership is open to anyone who has an interest in quilts and desires to promote the acceptance of quilting as an art in the community.

**CHEERING ON ALL CLAY COUNTY FAIR EXHIBITORS !!!**

# GENERAL RULES AND REGULATIONS

1. All possible care will be taken of the exhibits, but the committee in charge will in no instance be responsible for any loss or damage sustained.
2. No claims for injury to any person or property shall be asserted, no suit instituted or maintained against the Clay County Free Fair, its officers or their agents by or on behalf of any person, firm or corporation or their agents.
3. If any damage, loss or injury of property shall be caused by reason of neglect or willful act of any person, firm, corporation, their agents, or representatives, servants or employees, having license or privilege to exhibit on said fairgrounds or occupying space thereon, the Clay County Free Fair shall not in any matter be responsible therefore and in case it be subjected to any expense or liability, all persons causing same are liable therefore, shall indemnify the Clay County Free Fair at Clay Center. The Clay County Free Fair will not be responsible for accident to or death of any animal from any cause, before, during, or after the fair.
4. The management reserves the right to remove from the grounds any exhibit, animal, concession, or show that may be falsely entered or may have any sign, banner, or advertising matter of any kind which may be deemed unsuitable or objectionable to them without assigning a reason therefore, and if necessary, return any money already paid for space or stalls which exonerate them from any claim whatsoever on the part of the exhibitor or purchaser.
5. All lights and power used shall be paid for by concessionaires and commercial exhibitors. The Fair Association reserves the right to place a meter on any and all lines where its judgment is to its advantage to do so. Concessionaires and commercial exhibitors requiring special power requirements must pay for installing their own lines.
6. Each Concessionaire must confine himself to the space assigned. Failure to do so will subject them to forfeiture their privileges.
7. The Clay County Fair Association reserves to its Board of Directors the right to finally determine the correct application of any rule herein published and further to amend or add any special rules for the conduct of said fair that may be deemed necessary and expedient.
8. No exhibitor can win more than 2 moneys in each class.
9. The Fair Association Board of Directors reserves the right to prorate the payment of premiums. Premium checks must be cashed within 90 days of the close of the fair.

## DISCRIMINATION STATEMENT

The Clay County Fair is committed to making its services, activities, and programs accessible to all participants. If you have special requirements due to a physical, vision or hearing disability, or a dietary restriction, please contact the Clay County Fair Secretary at (402) 879-1729 or the River Valley Extension District – Clay Center Office at (785) 632-5335.

# OPEN CLASS EXHIBIT INFORMATION

1. Any person may compete in any class of this show except for the classes especially for the Junior Division.
2. Entries must be the work or product of the exhibitor.
3. **NO LATE ENTRIES WILL BE ALLOWED!**
4. All communications regarding entries should be addressed to the Fair Assistant, Clay County Fair, 322 Grant Street, Clay Center, Kansas. The management reserves the right to reject any entries offered.
5. **All livestock must be pre-entered by June 1, 2024.** Pre-entry is required so management can arrange for adequate stall space. Pre-enter livestock by contacting the Extension Office at (785) 632-5335.
6. Exhibit entry cards will be used for all entries except livestock. Cards should be completed prior to entry and attached to the exhibit. Exhibit entry cards will be available at the Extension Office after June 3rd.
7. All entries must be made in the name of the owner.
8. 4-H members are eligible to exhibit in Open Class, but they will not be allowed to enter the same animal or article in both departments, except Horse, and Pony classes.

## OPEN CLASS EXHIBIT ENTRY

### Tuesday, July 23:

**Poultry & Rabbits:** 5:00 - 6:00 p.m.

**Enter all exhibits;** except Food, Floriculture, Horticulture & Crops, and all other Livestock: 6:00 - 7:00 p.m.

### Wednesday, July 24:

**Swine:** 8:00 - 8:30 a.m.

**Foods:** 8:00 - 10:00 a.m., Clay County Event Center

**All other Livestock:** 8:30 -10:00 a.m.

**Floriculture:** 9:00 - 11:00 a.m.

**Horticulture/Crops:** 9:00 - 11:00 a.m.

## RELEASE OF OPEN CLASS EXHIBITS

### Sunday, July 28

**Livestock Released at 11:30 a.m.**

**All Other Exhibits Released at 12:00 - 1:00 p.m.**

1. No livestock will be released early (except groups of market animals being shipped for slaughter as arranged by the fair management).
2. Any exhibit taken before release time will forfeit premiums.
3. Those in charge will assume no responsibility for exhibits left on the fairgrounds after 1:00 p.m.



# THE GIRLS NEXT DOOR

**LIVE 7:00PM • SUNDAY, JULY 21<sup>ST</sup>**



The simplest way to describe The Girls Next Door is to say their voices make undeniable magic together. Yet their sound is anything but simple.

Hailing from Kansas City, The Girls Next Door is the culmination of three solid solo voices that meld together to make the perfect female vocal blend. They bring a style that's a little bit country, a little bit rock n' roll, with a whole lot of blood-rich harmony.

Angie Larson, Barbara Walker and Jamie Malone are the three voices of The Girls Next Door. After sharing the stage at a local venue where they performed together for more than 10 years, their individual solo strengths organically grew to become a powerhouse trio. During those years, they had the pleasure of working with many Nashville greats by being members of the backing band and supporting them with their beautiful harmonies. In addition to presenting some of the music of their favorite country artists from the 80s and 90s, The Girls Next Door enjoy the opportunity to share some of their most-loved southern gospel songs and hymns they've each been singing since they were young.

While they aren't related by blood, Angie, Barbara and Jamie present a family harmony sound that has created a unique bond among the three that is apparent each time their voices come together. The trio hopes that the positive message they bring is an encouragement to all who hear it. The Girls Next Door truly believe that music is a gift from God and hope to be a blessing each time they share that gift with others.



**2024 Clay County 4-H & FFA  
Project Auction  
July 27th, 2024**



**2023 4-H/FFA Project Auction Buyers**

*The Clay County Fair Board and 4-H and FFA members and families extend thanks and appreciation to the following supporters of the 2023 4-H/FFA Project Auction:*

Abilene Termite & Pest Control  
AG Farms - Carol Adams  
Angela Martin  
Auction Time - Jim Hoobler  
Avery Auto Parts  
Auction Time – Jim Hoobler  
Beck's Hybrid  
Bekemeyer Enterprises  
Big Iron Auctions - Kaid Baumann  
Broughton Land & Cattle  
Bruna Implement Company  
C & R Credit Union & Members  
*Carlson Farms*  
*Mark & Marilee Green*  
*Hofmann Simmental*  
*Shirley Riek*  
*Thatcher Drywall*  
*Greg & Wendy Sherbert*  
*Gail Westgate*  
Carlson Heating & AC  
Center Point Seeds  
Chilly Hillbilly  
Citizen's National Bank  
Clay County Medical Center  
Clay Veterinary Clinic  
Cott Family Farms  
Crimmins Trucking  
Crop Protection Agency  
- Chris Hauserman  
Dry Creek Agriculture  
Farmers' Co-Op Elevator Assoc.  
- Morganville  
Farmers & Merchants State Bank  
Feathers Fluff & Stuff  
First National Bank of Hope - Miltonvale  
Friesen Chrysler Dodge Ram Jeep  
Brian & Lee Girrens Family  
GNBank

GT Manufacturing  
Grant Go-Getters & Countryside Crusaders  
Alumni  
Kent Farms - Wayne & Sherry Kent  
LG Seed - A.J. Carlson  
Leonardville Nursing Home  
Lincoln Creek Supporters  
*Plainview Farms, Keith & Geneva Bilhymer*  
*Derek & Karra James*  
*Lon & Pat James*  
*Wilbert & Leann Killman*  
*Bob & Laura Larson*  
*Brody Reed*  
*Dave & Lynda Reed*  
*Jay & Linda Sleichter*  
*Jason & Annette Smith*  
*Tim & Lori Penner*  
Martin Land & Livestock LLC  
Midwest Land & Home  
Morganville Valley Fertilizer  
Pfizenmaier Crop Insurance  
- Sean Pfizenmaier  
Pigskin Holdings LLC  
PrairieLand Partners  
Ray's Apple Market  
Riverscreen  
Scott & Mary Taddiken  
Select Auto Group  
Slingsby Insurance Agency  
Sorrell Fencing & Supplies  
Brent & Rita Speltz Family  
Speltz Farms  
Suther Feed  
Scott & Mary Taddiken  
Union State Bank  
United Bank & Trust  
Wilbur Ellis  
4J Dairy

**4-H Supporter,**

*Your loyal support of the 4-H/FFA Project Auction is sincerely appreciated by the 4-H and FFA members of Clay County. Through support, you have played an important part in developing Clay County 4-H and FFA programs. Thank you!*

**Clay County 4-H & FFA Members**



Kansas State University is committed to making its services, activities and programs accessible to all participants. If you have special requirements due to a physical, vision, or hearing disability, contact Wade Reh, Director, River Valley Extension District #4, 322 Grant Avenue, Clay Center, KS 67432. Phone 785-632-5335.

**Kansas State University Agricultural Experiment Station and Cooperative Extension Service**  
K-State Research and Extension is an equal opportunity provider and employer.

# LIVESTOCK HEALTH REQUIREMENTS

1. **General Requirements:** All animals are subject to examination by the exhibition staff or their representatives and shall be free of clinical signs of infectious or contagious disease. Animals determined by exhibition staff to have not met the listed requirements will not be permitted to exhibit. All livestock, including 4-H and FFA members, must be examined by the veterinarian provided at check in. Veterinarians may reject any animal deemed by them, for any reason, (including, but not limited to malnutrition, mismanagement, abuse, or disease) to be unfit to exhibit. Animals not passing health inspection will not be permitted to unload.
2. **Kansas Origin and Out-of-State Origin Livestock:** Kansas Department of Agriculture – Division of Animal Health - recommendations will be followed. These guidelines can be found online at <https://www.rivervalley.k-state.edu/4-h/fair.html>. Contact the River Valley Extension District Livestock Agent by calling any River Valley Extension District Office – Belleville Office at (785) 527-5084, Clay Center Office at (785) 632-5335, Concordia Office at (785) 243-8185, or Washington Office at (785) 325-2121 with specific questions or clarifications.

## 4-H & FFA GENERAL RULES

### SECTION A – ELIGIBILITY

1. 4-H and FFA members are only allowed to show exhibits in the 4-H/FFA Division in the county in which they participate in 4-H or FFA. 4-H and FFA members may only participate in the 4-H/FFA Division at one (1) county fair. They may nominate livestock to multiple counties, but designation to one county must be made at fair pre-entry. The only exception to this rule is the FFA Ag Shop division which is a traveling display intended for multiple counties.
2. All exhibits in the 4-H & FFA divisions will use age classification based on the age of the 4-H and FFA member before January 1 of the current year.
3. 4-H membership: Enrolled in the local 4-H program within the county. Members must be 7 years of age before January 1 of the current year and must not have passed their 19th birthday before January 1 of the current year.
4. FFA membership: Enrolled in agricultural education within the county. Students must have paid their current annual membership dues and must not have passed their 19th birthday before January 1 of the current year.
5. To be eligible to exhibit a project, 4-H youth must have been enrolled in that project area by May 1<sup>st</sup> of the current year (Add/Drop deadline). FFA exhibits must be a part of the member's SAE and return the completed "FFA Member Fair Participation" form to their local River Valley District Extension Office by May 1<sup>st</sup> of the current year.
6. The 4-H and FFA livestock, horticulture, and field crops will be combined and shown in the same classes, with only one champion selected in each division.
7. All exhibits must be the result of this year's project work, having been produced within the current year or the last growing season. The exhibitor in this department must show his own handwork when skill is required, must be the grower of agriculture exhibits, and all livestock must meet all ownership, weigh-in, and tagging requirements. Firearms may not be entered or exhibited at the county fair. Other

exhibits that may be considered weaponry must receive prior approval by contacting their local River Valley Extension District Office.

## SECTION B – ENTRY INFORMATION

1. All fair entries must be pre-entered by June 24<sup>th</sup>, 2024.
2. Neither the local County Fair Board, nor the River Valley Extension District will be responsible for any loss, theft, accidents, injury, or death to exhibits entered to and/or that occur at fair events and activities.
3. **Late Pre-entry and Late Check-in:** Late pre-entry is defined as any pre-entry received after the local extension office closes on the pre-entry deadline up until the day of the designated judging of that area. Late check-in is any entry received after the designated check-in time. All exhibits must be checked in with the respective superintendent according to the fair schedule. 4-H exhibits that are late for pre-entry or late for fair check-in will be dropped one ribbon placing, are not eligible for Grand or Reserve Champion consideration, and are not eligible for any Overall Champion consideration. Livestock that miss the designated fair weigh-in or health inspection will be ineligible to show. Superintendents are responsible for reporting late check-ins to the 4-H Office for enforcement of forfeitures. Any 4-H or FFA exhibit that shows up to the fair that is not pre-entered shall:
  - a. be referred to exhibit in open class if available.
  - OR
  - b. if open class is not available, then the exhibit may be evaluated by the judge but will not receive a ribbon and the associated premium money and will not be exhibited in the 4-H display at the fair.
4. **Early Fair Check-out:** Early check-out is defined as the removal of any exhibit before the scheduled exhibit release time per the fair schedule. A 4-H or FFA member must submit a written request for early check-out to the appropriate superintendent(s). A written response will be provided back to the 4-H or FFA member from the superintendent(s). Superintendents must notify 4-H Office of any approved or denied early check-outs. If a 4-H or FFA member removes an exhibit before the designated check-out time without special permission from the superintendent and Fairboard, then that 4-H or FFA member forfeits ALL ribbon premium money on ALL fair exhibits. 4-H and FFA members must check out all exhibits with the respective superintendent according to the fair schedule. 4-H or FFA members checking out early for approved or non-approved reasons must report to the appropriate superintendents when checking out. Superintendents are responsible for reporting non-approved early check-outs to the 4-H Office for enforcement of forfeitures.
5. Members may exhibit more than one entry per class unless otherwise noted in Division rules. Extension Staff, Fairboard, and superintendents may limit exhibit space and not exhibit entries if space is restricted.
6. Exhibitor entry cards for each pre-entered project, excluding beef, dairy, goat, horses, sheep, swine, fashion revue, and dogs, will be generated from the River Valley Extension District offices. These entry cards should be attached to the exhibit before presenting the exhibit to the judge or superintendent. Attach entry cards with string or tape as appropriate. The entry card must accompany each exhibit for display.

7. Beef, dairy, goat, horses, sheep, and swine exhibits must have a stall card for each animal exhibited. Stall cards will be printed and available for pick-up following official fair check-in and weigh-in.
8. Divisions will be judged by the following 4-H age categories unless otherwise noted in the Division rules or classes.
  - Junior: 7-9 before January 1 of the current year
  - Intermediate: 10-13 before January 1 of the current year
  - Senior: 14 -18 before January 1 of the current year
9. Dress Code: All 4-H and FFA members should present themselves in a professional appearance for all fair project judging and events. Club, County, or District 4-H Shirts may be worn while shirts from other 4-H events and other shows are discouraged. Shirts or hats with slogans or advertising will NOT be allowed. Boys and girls should avoid revealing clothing and clothing that exposes undergarments. Tank/spaghetti strap tops will NOT be allowed. Judges may excuse members from any judging for inappropriate dress.
  - a. The dress code for all 4-H and FFA livestock shows will be jeans, shirts, and closed-toe shoes. Collared and sleeved shirts are highly encouraged. Closed-toe shoes are recommended anytime working around livestock.
  - b. The dairy and goat exhibitors may wear traditional white.
  - c. The horse project will follow the traditional horse show dress requirements as outlined in the horse show rules.
10. Exhibits and property should be properly labeled before entering. Exhibitors are responsible to ensure that entries are in the appropriate class and properly exhibited. Final decisions will be made with the superintendent and extension staff.
11. All Exhibits MUST BE exhibited at the Fair to receive ribbon and premium money.
12. All judging is consultation judging between the judge and 4-H/FFA member so the exhibitor should be present at the time of judging. Parents, guardians, and others are welcome to listen and observe but must refrain from interfering with judging. If Consultant judging is not available for a static project, it is strongly encouraged for the exhibitor to include a 3" x 5" notecard explaining your project for the judge to read.
13. 4-H members are eligible to exhibit in Open Class, but they will not be allowed to enter the same article in both departments, except for livestock at the Fairboard's discretion. No exhibit can be used for more than one class in the 4-H/FFA Division except for Fashion Revue Construction, Showmanship, and Horse. The exact duplicate of a project previously entered at the fair cannot be entered again except for livestock.
14. Failure to abide by entry, exhibit, or conduct rules may result in the forfeit of prize money.
15. **River Valley Extension District Fairs 4-H & FFA Grievance Process and Committee:** Any grievances before the county fair should be submitted to your local River Valley Extension District office and will be handled by the River Valley Extension District Board. During the county fair, a 4-H Grievance committee shall be in place for each of the county fairs in the River Valley District with the purpose to hear a disagreement related to a fair activity and make a ruling on it.

Those persons eligible to bring forth a grievance on behalf of a 4-H or FFA member are:

- a. The 4-H or FFA member OR
- b. The parent(s) or legal guardian(s) of said 4-H or FFA member.

The grievance must be written, signed, and submitted to the River Valley Extension District 4-H Agent or District Director within 24

hours of the incident. Upon receipt of the grievance, River Valley Extension District will meet with committee members where the complaint will be expressed, and a decision will be made as timely as possible. A written response to the grievance will be delivered to the person(s) that submitted the grievance.

The grievance committee may consist of: (a minimum of 1 representative from each category)

- a. River Valley Extension District representative(s): (may include District Extension Director, District Extension Agent(s), District 4-H Program Manager(s), District Board member(s), other K-State Research and Extension employee(s) as appropriate for the grievance at hand
- b. Fair superintendent(s)
- c. Fair board member(s)
- d. FFA Advisor (if the grievance involves an FFA member)

All non-fair grievances related to 4-H shall be presented in writing to the River Valley Extension District Board. All fair grievances not related to 4-H shall be presented directly to the appropriate Fairboard.

- 16. The consequences of breaking a rule will at least result in the dropping of a ribbon placing in that project. Depending on the severity, this could result in disqualification as decided by the grievance committee or extension board.
- 17. Kansas State University is committed to making its services, activities, and programs accessible to all participants. Accommodations for persons with disabilities may be requested by contacting the Extension Director, Wade Reh, **two weeks before** the start of the event at [wreh@ksu.edu](mailto:wreh@ksu.edu) or 785-632-5335. Requests received after this date will be honored when it is feasible to do so.  
Kansas State University Agricultural Experiment Station and Cooperative Extension Service K-State Research and Extension is an equal opportunity provider and employer.
- 18. **Code of Ethics:** The mission of Kansas 4-H Youth Development is to use unique strategies and opportunities to engage youth in reaching their full potential through partnerships with caring adults.

Adult spectators and volunteers at Fair 4-H/FFA events not acting in accordance with the Adult Fair Code of Ethics below may be asked to leave the event. Youth not acting in accordance with the Youth Fair Code of Conduct as listed below, including but not limited to unsportsmanlike conduct or harsh treatment of an animal in the barn or the show ring, may result in disqualification from the show or being excused from judging at the discretion of the judge, superintendents, extension agents, and Fairboard.

Additionally, all volunteers and 4-H youth will also be held to the 4-H codes of conduct outlined by Kansas 4-H and K-State Research and Extension.

Horseplay, including water fights or running, will not be allowed in fair buildings. Violators must meet with Extension Agents and/or Fairboard and may be assigned extra fair duties such as trash pickup.

- a. **Adult Fair Code of Ethics:** The following statements from the Kansas 4-H Volunteer Code of Ethics represents the expectations that all volunteers, parents, adult spectators, and paid staff are expected to observe while working with and around youth participating in the county fairs of the River Valley Extension District.
- Work within the 4-H program. As a 4-H volunteer, I am accountable to the local club, the appropriate Extension Unit, the Kansas 4-H Youth Development Program, K-State Research and Extension, and Kansas State University for my actions.
  - Work as a “team player” for the good of the 4-H program. I will work cooperatively with youth, other volunteers, and extension staff and treat them with respect.
  - Honor my volunteer commitment.
  - Keep records, distribute materials, and support the 4-H system.
  - Follow established guidelines for keeping financial records and handling 4-H funds.
  - I will participate in meetings, self-study, or other training programs which will help me work more effectively with young people and adults.
  - Make all reasonable efforts to assure equal access to participation for all youth and adults. Kansas State University is an Affirmative Action/Equal Opportunity employer committed to non-discrimination based on race, sex, national origin, disability, religion, age, sexual orientation, or other non-merit reasons.
  - Provide a safe environment. I will not harm youth or adults in any way, whether through sexual harassment, physical force, verbal or mental abuse, neglect, or other harmful experiences.
  - Not use alcohol or any illegal substances (or be under its influence) while working with or being responsible for youth or allow youth to do so while under my supervision.
  - Operate machinery, vehicles, and other equipment safely and responsibly. When operating a motor vehicle, I will have a valid driver’s license and the legally required insurance coverage.
  - Role-model the character traits of trustworthiness, respect, responsibility, fairness, caring, and citizenship.
  - Promote and practice the responsible and ethical stewardship of livestock and/or companion animal projects.
  - Obey the laws of the locality, state, and nation and K-State Research and Extension and 4-H Youth Development policies and guidelines.
  - Use technology and social media in safe and appropriate ways for the enhancement and promotion of the 4-H Youth Development program.
- b. **Youth Fair Code of Conduct:** As a participant in the county fairs in the River Valley Extension District, youth are responsible for representing

**Kansas 4-H and FFA to the public.** While participating in fair events, youth are expected to behave in a way that will honor you, your family, and 4-H/FFA. To do that, youth must:

- Conduct yourself and your project work in a trustworthy, respectful, responsible, fair, caring, and good citizenship.
- Be responsible for your actions by following the rules and being accountable. This includes being assigned program locations/sessions, abiding by deadlines, times, and housing arrangements. If you are unable to participate or need assistance, notify those in charge of the event/program.
- Treat yourself, other people, animals, and property with respect, using good manners, dressing appropriately, and not using profanity. You will be personally responsible for any damage caused as a result of your behavior. Know that the use of tobacco, alcohol, and non-prescription drugs by youth is illegal.
- Demonstrate caring for people other than yourself. Know that harassment of any type is illegal and prohibited at all 4-H events.
- Be a good citizen by participating fully and helping those around you have positive experiences.

## **SECTION C – K-State Research and Extension, River Valley District #4**

### **Statement on Workplace Violence**

The safety and security of River Valley Extension District employees, volunteers, and customers are very important. Threats, threatening behavior, acts of violence, or any related conduct which disrupts another's work performance or the District's ability to execute the mission of the organization will not be tolerated.

The River Valley Extension District is committed to maintaining a safe, supportive, civil, and productive work environment that treats everyone involved with respect and dignity. It is a violation of this policy for employees or other individuals to engage in acts or threats of violence against persons or property, including acts of intimidation, harassment, or other inappropriate behavior that causes fear for personal safety and/or disruption in the workplace or at any District sponsored or supported event.

Violent or disruptive behavior will not be tolerated, and all reports of incidents will be taken very seriously and dealt with appropriately. Individuals who create a hostile work environment may be removed from settings and prohibited from returning.

## **SECTION D – USE OF COPYRIGHTED MATERIALS**

4-H exhibitors (individual or group) should learn the guidelines and exercise caution when using copyrighted materials whenever possible by originating their own work. Exhibitors should use with caution a copyrighted and/or trademarked product or service (a brand



name, label, or product). A copyright and trademark are legal methods used by writers, artists, corporations, and others to protect their original work. Protected items may range from books to music, logos to computer graphics. Copyrighted and/or trademarked materials used in displays, demonstrations, posters, or other activities will be disqualified if the exhibitor does not request permission to use the copyrighted and/or trademarked materials and will not be displayed or receive ribbons. The use and inclusion of specific brand names for educational purposes do not imply endorsement or refusal by the Department of 4-H Youth Development, Kansas State University Agriculture Experiment Station and Cooperative Extension Service, or the State of Kansas.

## **SECTION E - STATE FAIR & KS JR. LIVESTOCK SHOW ENTRIES**

1. Starred (\*) classes may be exhibited at the State Fair if the exhibitor is of age and receives a qualifying ribbon.
2. 4-H members 9 years of age or older by January 1 of the current year and FFA members with properly nominated livestock or qualifying ribbon exhibits at the county fair are eligible for State Fair competition.
3. Pre-entry for all State Fair exhibits, except livestock, is required by August 9 (or the Monday following the end of the local fair, whichever is earlier) to your local River Valley District Office.
4. All members wishing to enter livestock exhibits in the Kansas State Fair (KSF) and/or the Kansas Junior Livestock Show (KJLS) must meet all tagging, nomination, declaration, registration paperwork requirements, and entry deadlines as required by these events. Contact any River Valley District office, check the River Valley 4-H web page, or contact the River Valley Livestock Agent for specific procedures for entering livestock in the KSF or KJLS.
5. All members wishing to participate in Horse at the Kansas State Fair (KSF) must receive a qualifying ribbon at the North Central Kansas District Horse Show or at the County Fair. Contact any River Valley District office, check the River Valley 4-H web page, or contact the River Valley Livestock Agent for information regarding qualifying for the Kansas State Fair.

## **SECTION F – AWARDS**

Exhibits in all classes will be placed by the judges in blue, red and white ribbon groups. Superior exhibits will receive purple ribbons and State Fair stickers when appropriate. Money prizes will be awarded according to the prize schedule determined by each local fairboard in River Valley Extension District. Exhibits must be awarded a State Fair qualifying ribbon (blue ribbon in animal projects and purple ribbon in all other projects) to be eligible for Champion, Reserve Champion, Grand Champion, and Reserve Grand Champion consideration.

# 4-H & FFA PROJECT AUCTION

Saturday, July 27

Decorated Cakes and Other Projects - 5:30 p.m.

Livestock - 6:00 p.m.

Orrin Hogan Arena

1. **ENTRY DEADLINES:** All projects, including livestock, must consign their sale exhibit by 2:00 p.m., July 26 of the current year, except beef. Beef exhibitors have until 9:00 p.m. Friday, July 26. To consign your exhibit, members must complete a sale pre-entry form and return to the Fair Office in the Conference Center. **NO LATE ENTRIES WILL BE ACCEPTED.** **PLEASE NOTE** that the sale pre-entry form can be found in the fair office and is different than the Auction Eligibility form that was due on July 1<sup>st</sup>.
2. Each 4-H or FFA member may sell one exhibit in the project auction. The exhibitor may choose to sell an animal, a decorated cake or cupcakes, or another exhibited project from this year's fair.
3. **Minimum Participation Requirement to participate in the Project Auction:**
  - a. **4-H Members:** 4-H members must be enrolled members in a 4-H club in the county where they are showing and selling. The following three requirements must all be completed during the current 4-H year (October 1 of previous year – June 30 of current year). Each 4-H member is responsible for completing his or her auction eligibility form and returning it to their Club Leader by July 1<sup>st</sup> for approval to be eligible to participate in their County 4-H Livestock Premium Sale or Project Auction. 4-H Club Leaders will provide a list of non-eligible 4-H'ers to the Livestock Sale Committee by turning it into the local Extension Office as soon as possible after the July 1 deadline, but no later than July 10<sup>th</sup>.
    - Members must attend a "minimum" of three (3) 4-H Club meetings (this does NOT include: Project Meetings, 4-H Council Meetings, Jr. Leader, or Ambassador Meetings)
    - Complete Youth for the Quality Care of Animals (YQCA) training (only for those selling livestock)
    - Participate in two (for new 4-H members) or three (for continuing 4-H members) approved activities as outlined on the River Valley Extension District Fair Livestock Premium Sale/Project Auction Requirements form.
  - b. **FFA members:** FFA members must be bona-fide, dues paid, active members in an FFA Chapter located in the county where they are showing and selling. The following three requirements must all be completed during the current FFA year (September 1 of previous year – June 30 of current year). Each FFA Member is responsible for completing his or her Form, having it signed by their FFA instructor, and returning it to the Livestock Sale Committee by turning it into the local Extension Office by the July 1 deadline. FFA advisors will verify FFA membership and participation in the auction prior to the county fair.
    - FFA members must attend a "minimum" of three (3) Chapter meetings
    - Complete Youth for the Quality Care of Animals (YQCA) training



Marty Wallace  
410 Court Street  
Clay Center, KS 67432  
785-632-2135 800-794-1800

**FERGUSON**  
**Rexall**  
**DRUGS**

- Prescriptions
- Gifts
- Hallmark Cards
- Village Candles

713 5th – Clay Center

Phone 632-3121  
1-800-747-9121



*We're Right On  
Your Way Home!*

722 West Crawford  
Clay Center, KS

**785-632-2168**

Mike & Nelda Floersch, Owner

*"Where Quality Brought You In -  
And Service Brings You Back"*

[www.raysapplemarkets.com](http://www.raysapplemarkets.com)

Thank you for shopping local!

- Participate in two (2) approved activities as outlined on the River Valley District-FFA Auction Requirements form.
4. The auction item must have been exhibited at the 2024 Clay County Fair.
  5. Perishable foods such as cookies, breads, or pies must be made fresh on Saturday, July 27, using the same recipe as food exhibited.
  6. **Decorated Cake/Cupcake Auction Guidelines:** 4-H'ers entering a decorated cake or decorated cupcakes at the fair must provide a cake box with a lid that can be given to the buyer at the auction. 4-H'er should pick up their decorated cake or cupcakes from their cooler location and have on display at the auction by 5:00 p.m. on Saturday evening, July 27. The 4-H'er who decorated the cake or cupcakes **MUST BE PRESENT** to show the cake or cupcakes at the auction, or it will not be sold at the auction. Any decorated cakes or decorated cupcakes that will not be sold at the auction will be given to the Fairboard prior to the Auction. The Senior Grand Champion Decorated Cake will be sold first followed by Intermediate and Junior cakes. Decorated Cupcakes will sell following the Decorated Cakes with the Senior Grand Champion selling first followed by Intermediate and Junior cupcakes.
  8. Floriculture and horticulture products must be gathered fresh on Saturday, July 27
  9. Single baked goods, such as cookies or dehydrated foods, such as fruit leathers, must be sold in quantities of at least one dozen.
  10. 4-H and FFA members must be present to sell any project in the project auction. In case of sickness or injury, or a conflict with another 4-H or FFA activity, another Clay County 4-H or FFA member may exhibit the entry during the sale **only after approval by the superintendent.**
  11. The following weight requirements for selling in the sale are final at fair weigh-in. There will be NO weigh-backs. Grievance letters will NOT be reviewed for failure to make weight.
    - Swine: 220 lbs. or higher can sell in the sale.  
219 lbs. and less are not eligible for the sale.  
Under 219 lbs. may not be sold in the sale but may be purchased by Clay Center Locker.
    - Sheep: 90 lbs. or higher can sell in the sale.  
89 lbs. and less are not eligible for the sale.
    - Steers: 1000 lbs. or higher can sell in the sale.  
999 lbs. and less are not eligible for the sale.
    - Goats: 50 lbs. or higher can sell in the sale.  
49 lbs. and less are not eligible for the sale.
  12. Breeding gilts, ewes, or heifers will not be allowed to sell in the project auction.
  13. Bucket Calves will not be allowed to sell in the project auction
  14. Project sale order will rotate each year with items and species selling last in the preceding sale to be sold first in the current year. (2024 – Decorated Cakes, Cupcakes, and Cookies, Floriculture, Individual Projects, Photography, Meat Goats, Visual Arts, Woodworking, Beef, Energy Management, Foods, Fiber Arts, Swine, STEM, Sheep)
  15. Livestock sale order will be determined by the sale committee within species per the following:
    - a. Champion
    - b. Reserve Champion
    - c. Weight Gain Champion (if a blue ribbon) (Weight Gain Reserve receives no preferential treatment in sale order)
    - d. Blues, Reds, White

16. There will be no limit set on selling prices during the Livestock Sale.
17. The Clay County Auction is premium only for livestock. This is not a terminal sale:
  - a. Buyers of livestock will bid a premium value for animals.
  - b. Animals cannot be purchased from the floor.
  - c. Animal exhibitors are responsible for finding buyers for their own animals or animals may be slaughtered for home consumption.
  - d. Animal exhibitors are responsible for ensuring animals leave fairground.
  - e. **Auctioned animals are eligible to show at the Kansas State Fair and Kansas Junior Livestock Show assuming correct nominating procedures were followed.**
18. For decorated cakes and other projects, bidders are buying the project (not bidding a premium as in the livestock sale).
19. All poultry and rabbit exhibits may be returned to the seller, if the buyer doesn't want to keep them.
20. Any dispute about the sale of an animal or project must be registered with the sale committee before the exhibitor leaves the sale ring. The sale is final when the exhibitor leaves the sale ring.
21. Each consignor will be assessed 10% of the premium to pay auction expenses. Any funds remaining after expenses go to facility improvements.
22. Each consignor is required to deliver a Thank You note, addressed to the buyer, **to the Extension Office** before a premium check will be issued. The notes should be sealed, addressed, and stamped (ready to mail) and should be delivered to the Extension Office within two weeks of the sale.
23. No member or parent (unless currently serving on project auction committee) may solicit premium buyers for 4-H/FFA project auction, either directly or indirectly.
24. **ANY BUSINESS FIRM, GROUP AND/OR INDIVIDUAL MAY BID AT THE 4-H/FFA PROJECT AUCTION.**
25. Superintendents of Fairboard may make arrangements for the hauling animals to sale or slaughter. For example, hogs being hauled to Clay Center Locker.
26. Anyone wanting to have hogs butchered at Clay Center Locker will need to make arrangements with Clay Center Locker on their own and include the information on the sale intention forms.

## 4-H & FFA LIVESTOCK JUDGING CONTEST

Superintendents: Kaid Baumann, Lee Girrens & Morgan Siebold

Judging: Saturday, July 27<sup>th</sup>, 10:00 a.m., Orrin Hogan Arena

1. The contest and workshop are open to any youth. River Valley District 4-H and FFA youth will compete in one division. There will be a second division for youth outside of the River Valley 4-H/FFA. Youth may participate in any or all of the River Valley District livestock judging contest(s).
2. No pre-entry is required.
3. There will be five divisions:
  - a. Novice Division: Age 6 and under. No reasons will be given in this division. (The judging committee may assign helpers for the novice division)
  - b. Junior Division: Age 7-9 by January 1 of current year
  - c. Intermediate Division: Age 10-13 by January 1 of current year

- d. Senior Division: Age 14-18 by January 1 of current year
  - e. Adult Division: 19 and older (judging classes only, no oral reasons)
4. Novice & Junior divisions will have five questions to answer. Oral reasons may be given but will not count toward their overall score. Intermediate and Senior Division judges will be required to present oral reasons. The number of reasons required will be at the committee's discretion for each county fair.
  5. Other than the novice division, contestants are to receive no assistance during the contest from anyone.
  6. Special awards will be presented to the top three individuals in the Junior, Intermediate and Senior divisions. All Novice division judges will receive a small award for completing the workshop.

## **4-H & FFA LIVESTOCK RULES**

1. **All animals must comply with rules listed under General County Fair Livestock Rules and Livestock Health Requirements.**
2. **See General Fair Rules and Regulations and the 4-H/FFA General Rules.**
3. An exhibit not presented promptly at the scheduled judging time will be ruled out and barred from competition in the class. No complaint or protest on the grounds that the judge overlooked the exhibit will be considered.
4. Exhibitors of livestock are requested to decorate their quarters as tastefully as possible and must keep the part of the building occupied by them - neat and attractive.
5. Exhibitors shall not enter the show ring to practice with their animal while another exhibitor is practicing with an animal of another species.
6. No dogs, with the exception of service dogs, allowed in the livestock barns at any time.
7. **NO SMOKING IN LIVESTOCK BARNs.**
8. **Warning:** Under Kansas law, there is no liability for an injury to or the death of a participant in domestic animal activities resulting from the inherent risk or domestic animal activities. You are assuming the risk of participating in this domestic animal activity. K.S.A. 60-4001 through 60-4004.
9. Animals need to be tagged and weighed at a spring weigh-in to be eligible to show. Spring weigh-in determines the breed of that exhibit. The superintendent has final say if the animal does not match the characteristics for that breed.
10. Market animals must be individually owned by the exhibitor and identified by an official Kansas 4-H tag. In addition, goats and sheep must have a USDA Premise Identification tag (scrapie tag).
11. Any lost tags should be reported to the extension office prior to the fair to make the arrangements for a replacement tag. Animals arriving at the fair without a tag may be disqualified at the discretion of the superintendents, agents and Fairboard.
12. All livestock entries must be pre-entered by a date designated by the local River Valley District Office. Any late pre-entries will **not** be eligible for Grand or Reserve Grand Champion awards.

13. All livestock entries will be stalled by clubs/chapters. Pens and stalls will be assigned and marked prior to the fair. Livestock must be stalled where designated by the superintendent of that division.
14. If barn space is limited, a decision can be made to limit the number of animals housed and/or exhibited after pre-entries are received. This will be a joint decision by the Fairboard, Extension Board, Extension Agent, and Superintendent(s).
15. Ethical treatment of animals and sportsmanship are the responsibility of all exhibitors, parents, leaders, and all involved. All animals will be handled in a humane manner in accordance with accepted animal husbandry practices. Physical abuse of any animal will not be tolerated and will be grounds for disqualification. Only soft muzzles will be allowed on sheep and goats in the pen or stall only. Hard muzzles are not allowed.
16. Administration of drench by way of drench gun, pumping or tubing is allowed in the pen area only and only if deemed necessary for the welfare of the animal and conducted with the direct recommendation and supervision of a licensed veterinarian and a superintendent or a Fairboard member MUST be present.
17. All Livestock shows will be no fit shows. "No Fit," is defined as using no adhesive, glue, paint, powder, or any color changing products. Nothing stiff or sticky. Must be able to run a comb through the hair. Any product used must be water soluble. If the product does not fit within these guidelines, then do not use it. The use of twinning hair and/or dyeing the animals coat to change the natural integrity is prohibited.
18. Only Immediate family members (to include parents, legal guardians, siblings, and grandparents) and current Kansas 4-H or FFA members that are exhibitors at the show may provide help and care to assist the exhibitor, regardless of if the exhibitor is present while such help and/or care is being provided. Exhibitor should be present during show preparation unless exhibitor is in show ring and needs help getting their other animal(s) ready.
  - a. Consequences if the above rule is broken from a helper that does not meet the qualifications.
    - The exhibitor of the animal, exhibitor's guardians, and the person in violation of the rule will meet with Extension agent(s) and Fairboard representative(s). A firm warning will be given about the rule. If the rule is broken again, then the contestant will be dropped one ribbon placing. This will also make the animal ineligible for grand and reserve grand champion. These instances will be taken on a case-by-case basis and all parties will be heard.
19. 4-H or FFA members must provide suitable means of care for their animals during the fair. This includes cleaning and care of the stalls/exhibit area. Stalls and pens must be clean at check-out time. Failure to do this task will result in forfeiture of ribbon premium money. Check with the specie superintendent for the approved bedding for the particular species.
20. Each exhibitor must show his or her own animal without assistance, notwithstanding special circumstances. If the exhibitor has more than one entry in a class or in the Champion Drive, is unable to show due to sickness or injury, or has other superintendent approved reasons, another 4-H or FFA member of that county may show the animal, with prior approval by the superintendent of the division. Infractions of this rule will result in forfeiture of award for this animal in this class.

21. Exhibitors must own the animals they show. Ownership is established for breeding animals at the time of pre-entry and for market animals at spring tagging. Market animals that are family nominated must declare exhibitors before the animal enters the scale at fair weigh-in. To be eligible for showmanship, the exhibitor must show the animal in a market or breeding class.
22. In order to be eligible to show, animals must be individually owned or leased by the 4-H or FFA member. However, breeding animals may be co-owned or co-registered by one or more 4-H/FFA members of the same family but only one owner/member may enter and exhibit that animal in the fair.
23. Animals involved in a leasing program need to have lease papers on file by designated times.
24. Superintendent will have discretion to break classes. There will be a minimum number of 2 animals per class to be judged by breed. All breeds not designated in the classes and/or breed listing will be shown as AOB.
25. Rate of Gain awards will be available in all market species, if animal was weighed at an official River Valley District weighing date and use the scale provided on that date. Swine is now qualified to participate in rate of gain contest. 4-H or FFA members in the swine project are not required to weigh-in the animal unless they want to participate in the rate of gain contest.
26. Any animal entered in the fair may be used for livestock judging contest.
27. No animal may be shown in more than one class. The exception is an animal shown in a class that evaluates the animal may also be used for showmanship and fur classes for Rabbits. This includes open class entries.
28. Feeding and watering is allowed in designated areas only. Specie superintendents will instruct youth on these locations.
29. Any animal deemed dangerous by superintendent, agent, or fair board, will be expelled from the fairgrounds by the division superintendent.
30. Tranquilizers are NOT allowed.
31. Exhibitors, their parents, leaders, and other adults have a serious responsibility to use animal *health aids (drugs), growth promotants, and any other approved materials with great care, only when needed, and in correct amounts*. Approved withdrawal times must be followed to assure that consumers receive wholesome food. Withdrawal times should be observed and followed.
32. **Youth for the Quality Care of Animals (YQCA):** Training will be **required** and **must** be completed by June 30th (State Fair/KJLS participants must be completed by June 15<sup>th</sup>) for any 4-H/FFA member that wishes to sell swine, sheep, goat, or beef at the county fair either through the premium auction or by private treaty. The training must be taken every year and will be offered as a one session class in each of the four River Valley Extension District counties or a web-based training. Training times and locations will be in the 4-H Newsletter, the River Valley Extension District web page, and on the River Valley Extension District 4-H Facebook page. Parents are strongly encouraged to attend with the 4-H/FFA members. Although this training is required only for selling animals at the fair, it is highly recommended for all livestock project members for its educational value in teaching the production of safe and wholesome products for the food chain.



33. All River Valley 4-H and FFA livestock must have a health inspection prior to exhibiting at the county fair according to the State of Kansas Animal Health Requirements (see above) and local Fairboard requirements. These inspections may consist of current health papers completed by a licensed veterinarian or inspection by a licensed veterinarian prior to unloading/weigh-in at the fair. Check your county pre-fair newsletters for the requirement for your specific county fair.
34. Kansas Origin Poultry/Poultry Originating from Other States
  - a. All poultry (except waterfowl) are required to show proof of being P-T clean by one of the following:
    - Originate from a certified U.S. Pullorum-Typhoid clean flock (ex. TSC, Orscheln's, NPIP flock, etc.)
    - Test negative at check-in of the county fair when county has been designated by KDA-DAH for surveillance. Routine surveillance testing will be performed for each county fair a minimum of once every 5 years.
  - b. Additionally, out-of-state poultry must have a "Permit to Ship Poultry or Hatching Eggs" issued by the KDAH within the previous year or a permit number issued by the KDAH office within the previous 15 days.
    - Test negative on a P-T test within 90 days of the exhibition.
35. In the event of conflict of General and Specific rules, the latter rule will govern. See grievance committee guidelines under the 4-H & FFA General Rules. Their decision is final.

## 4-H HERDSMEN AWARD

1. Open to 4-H clubs and FFA chapters showing beef, bucket calf, dairy, goats, horses, sheep, swine, rabbits, or poultry at the fair. No pre-entry required.
2. The contest is designed to encourage clubs and chapters to keep their livestock displays at the fair in a neat, presentable manner.
3. The purpose is to maintain an attractive livestock exhibit.
4. Species will be judged on a daily basis each day of the fair.
5. Scores will be posted each day following judging.
6. An overall champion will be selected from those groups that exhibit at least four different species based on total points earned.
7. Winners will be announced during the Awards Ceremony on Saturday, July 27<sup>th</sup>.
8. Herdsmanship Awards will be determined and presented at the local level. The winning Club will receive a Pizza Party for their whole Club.
9. The Herdsmanship scorecard is as follows:
  - a. CLEANLINESS OF ALLEY AND STALLS OR PENS.....50 points
    - i. Bedding adequate, bright, dry, clean and in place
    - ii. Manure hauled out and deposited in designated areas
    - iii. Alleys swept clean
    - iv. Feed Boxes in front of animals ONLY at feeding time
    - v. Watering points and drains kept clean
  - b. ARRANGEMENT OF EXHIBITS.....15 points
    - i. Exhibits lined up in attractive manner
    - ii. Hay and Straw neat and orderly
    - iii. Feed Boxes and Gear in area provided, no walkway obstructions

- iv. Stall decorated by club or fair theme
- c. APPEARANCE OF ANIMALS.....25 points
  - i. Animals clean and brushed
  - ii. Animals securely tied or penned
- d. STALL CARDS.....10 points
  - i. Readable from alley
  - ii. Neatly arranged
  - iii. Clean and Complete

## Division 1 4-H & FFA BEEF

Superintendent: Amy Chambers, Janis Jackson, Keaton James,  
Nick Lehman, & Morgan Siebold

Jr Superintendents: Joni Begnoche, Jenna Fickes, McKennon Lehman, &  
Sarabeth Martin

Exhibit Check In: Wednesday, July 24<sup>th</sup>, 8:30-10:00. Steers to Clay Center Vet Clinic.

Breeding Heifers check in at the Fairgrounds.

Judging: Friday, July 26<sup>th</sup>, 6:00 p.m., Orrin Hogan Arena

1. **Read 4-H & FFA General Rules, Livestock Health Requirements, and 4-H & FFA Livestock Rules.**
2. Forfeiture of premiums and exclusion from the premium sale may result from infractions of these rules.
3. All animals from all youth must be owned by weigh-in/tagging time for market and by pre-entry time for breeding beef.
4. The steer and heifer show will be a no fit show, "Blow and Show." "No Fit," is defined as using no adhesive, glue, paint or powder products. Nothing stiff or sticky may be used. Judge must be able to run a comb through the hair. Any product used must be water soluble. The use of twining hair and/or dyeing the animals coat to change the natural integrity is prohibited. If the product does not fit within these guidelines, then don't use it.
5. Each exhibitor must care for and groom his or her own animal during the fair and may use only the assistance of an immediate family member (mother, father, stepparent, legal guardian, brother, or sister) or another 4-H or FFA member from the respective county fair who is also an exhibitor at this year's county fair.
6. Beef tie-out will be no earlier than 10:00 p.m. nightly, except for: Bucket Calves. Beef must return to barn by 9:00 a.m. daily.
7. A neck rope is **required** on all animals tied in the stalls/exhibit area.
8. Contact the River Valley District Livestock Agent, 4-H Agent, or any RVED office for State Fair and Kansas Junior Livestock Show nomination requirements, entry information, and deadlines.

9. **Market Beef**

- a. All market beef (steers and market heifers) must be tagged with an official Kansas 4-H electronic identification ear tag and must have been tagged and weighed at a spring weigh-in time to be eligible to show. Livestock agent should be contacted if a tag is lost and arrangements for a replacement tag must be made prior to coming to the fair. Animals brought to fair without a tag and with no prior arrangements for a replacement may be deemed ineligible by the livestock agent and superintendent.
- b. Spring weigh-in times serve as the official start of the rate of gain measure. All market beef will be weighed at the time of fair check-in to establish a **show weight, final rate-of-gain weight, and sale weight**. There will be **NO** weigh back.
- c. Market beef animals should weigh a **minimum of 1000 pounds**. Animals weighing 999 pounds and less will be placed in the feeder calf division to be shown at the beginning of the market beef classes. Feeder calves are not eligible to show for Grand or Reserve Grand Champion or sell in the auction.
- d. Registerable breed must be declared on pre-fair entry form by deadline as established by your local River Valley Extension District Office. Animals must exhibit breed characteristics and the final determination will be made by the RVED Extension designee and the superintendent.
- e. A minimum of two (2) animals is required to form a breed class. When there are not two (2) animals in a breed, the animal will be moved to the All-Other Breeds class as available. Classes may be broken on weight or breed at the superintendent discretion.
- f. Market heifers will not be broken by breeds. Market heifers that do not make weight may be switched to breeding beef at fair weigh-in.
- g. All market beef animals must have been born after January 1st of prior year.
- h. Class or Breed Champion Market Steers and Market Heifers (meeting 1000-pound weight requirement) will compete for Grand Champion Market Beef.

10. **Breeding Beef**

- a. Breeding Beef must be identified with a farm tag, a 4-H tag, and/or registration tattoo.
- b. Heifers may be co-owned and co-registered by two or more 4-H/FFA members of the same family.
- c. Heifers may be pregnant at the time of the show.
- d. Breeding heifers will be divided by breed and by age within each breed division.
- e. Heifer classes will be divided according to breed as follows: Angus, Red Angus, Charolais, Hereford, Shorthorn, Simmental, Gelbvieh/Balancer, Chianina, Limousine, Maine Anjou, AOB, Commercial, and Miniatures. Additional breed classes may be made at the superintendent and extension agent discretion if numbers warrant.
  - AOB is classified as a registered animal not listed but is registered with the breed associations. Superintendent and extension agent will break AOB classes as they see fit.

- f. Cows exhibited as a cow-calf pair can be any age and may have been shown in previous years as a breeding heifer or as a cow-calf pair.
11. **Beef Showmanship:** This contest is open to any 4-H/FFA member exhibiting in the market or breeding beef. Bucket calf and 2<sup>nd</sup> year bucket calf exhibitors are not eligible to participate in showmanship. Exhibitors must own the animals they show. Age will be determined by January 1<sup>st</sup> of the current year. Classes may be divided at the discretion of the superintendent and RVED agent to allow for room in the show ring. The judge will have discretion as to whether to ask the 4-H/FFA members questions during showmanship. The animal used in showmanship must also be exhibited in a breeding or market class by the 4-H or FFA members. Top showman from intermediate and senior classes will be eligible for the round robin competition.
  12. **Beef Rate of Gain:** This contest is open to all market animals that were weighed in at an official spring weigh-in. No premium will be offered. Winners will receive an award.
  13. **Beef Carcass Contest:** Ultrasound information will be obtained at fair beef weigh-in or a designated time at the county fair to be used for the carcass contest. The top carcass will receive a plaque based on a premium grid. Top carcass for rib eye and marbling will also be recognized and awarded.
  14. **Guidelines for market beef exhibitors participating in Project Auction**
    - a. Exhibitors are responsible for finding a buyer for their own market beef.
    - b. If market beef goes through the project auction, it must either be slaughtered for home use or sold and slaughtered.
    - c. Because 4-H'er selling beef in the Project Auction are required to find a purchaser of their steer and due to this arrangement, only market beef will be sold for premium at the Project Auction.
    - d. Slaughter market beef must weigh a minimum of 1,000 pounds.
  15. **Supreme Champion Market Beef Competition - Selection** of the Supreme Champion Market Beef is based on a combination of live placing, average daily gain and carcass placing.

### **Section A – Showmanship**

- Class 0101** Senior Beef Showmanship (4-H age 14-18)
- Class 0102** Intermediate Beef Showmanship (4-H age 10-13)
- Class 0103** Junior Beef Showmanship (4-H age 7-9)

### **Section B – Market Beef**

- Class 0104** Feeder Calf
- Class 0105** Market Heifers
- Class 0106** Angus steers
- Class 0107** Red Angus steers
- Class 0108** Charolais steers
- Class 0109** Chianina steers
- Class 0110** Dairy Beef steers
- Class 0111** Gelbvieh steers
- Class 0112** Hereford steers
- Class 0113** Limousine steers
- Class 0114** Maine Anjou steers

- Class 0115** Miniature steers (all breeds)
- Class 0116** Shorthorn steers
- Class 0117** Simmental steers
- Class 0118** AOB Steers
- Class 0119** Crossbred Steers

**Section C – Breeding Beef**

*Breeding Beef will be shown by age.*

- Class 0121** Junior Heifer Calves born after January 1st of current year
- Class 0122** Senior Heifer Calves born between September 1st and December 31st of prior year
- Class 0123** Summer yearling heifer born between May 1st and August 31st of prior year
- Class 0124** Junior yearling heifer born between January 1st and April 30th of prior year
- Class 0125** Senior Yearling Heifer born between September 1st and December 31st of two years prior
- Class 0126** Cow-calf pair. Cow carried as a 4-H or FFA project and her calf, both shown at halter. Calves born after January 1 of current year
- Class 0127** Cow-calf pair. Cow carried as a 4-H or FFA project and her calf, both shown at halter. Calves born between September 1<sup>st</sup> and December 31<sup>st</sup> of prior year
- Class 0128** Miniature Heifers (All Breeds)

**Division 2**  
**4-H BUCKET CALF**

Superintendent: Kaid Baumann  
Jr Superintendent: Jenna Fickes

Exhibit Check In: Wednesday, July 24<sup>th</sup>, 8:30-10:00 a.m.

Judging: Friday, July 26<sup>th</sup>, 3:00 p.m. Orrin Hogan Arena

1. **Read 4-H & FFA General Rules, Livestock Health Requirements, and 4-H & FFA Livestock Rules.**
2. 4-H members may exhibit in both bucket calf and second-year bucket calf classes. However, the bucket calf project is intended to be an entry-level class, so youth are discouraged to show a market steer or breeding heifer within the same year.
3. **Bucket Calf**
  - a. Calves must be born between Jan 1 and April 30 of the current year.
  - b. You must own the animal you exhibit by May 1 of the current year.
4. **Second Year Bucket Calf**
  - a. Calves previously tagged and shown by the 4-H member as a 4-H or open class bucket calf may be shown as a second-year bucket calf with no extra tagging or weigh-in requirements.

# BRADEN

FINANCIAL SERVICES

1101 5th Street • Clay Center • 785-632-3601



## *Passing on the Family Land, Lifestyle and Legacy*

Talk to us about the role life insurance can play in creating a succession strategy for your farm or ranch

**Congratulations to all  
of the award winners!**



EXPERIENCE THE JOYS OF  
WORKING FROM HOME  
...ALL OF THEM

[twinvalley.com](http://twinvalley.com) • 800.515.3311



Offering the best value and for internet, mobile, home security, and hometown service for our Clay County neighbors.



- b. Calves previously tagged and shown by the 4-H member as a 4-H or open class bucket calf may be shown as a market steer/heifer with the appropriate tagging, ownership, and weigh-in requirements. The exhibitor must choose this option at the scale at fair weigh-in.
  - c. Calves previously tagged and shown by the 4-H member as a 4-H or open class bucket calf may be shown as a breeding heifer.
  - d. 4-H members may be 13 years-of-age by 4-H age when exhibiting second year bucket calves.
5. Bucket Calves and 2<sup>nd</sup> Year Bucket Calves must be tagged and entered through Fair Entry.
  6. Judging will be based on 50% consultation interview and 50% ring showmanship.
  7. Interviews for Bucket Calf and 2<sup>nd</sup> Year Bucket Calf will take place prior to the showmanship at a location designated by the superintendent. It will be optional for the member to have the bucket calf at the interviews at the superintendent's discretion based upon facility, temperature, time, etc. Members will be notified prior to the show. Participants must bring the "Bucket Calf Record for County Fair Interview" with them to the interview. A list of potential interview questions and coloring activity for parts of the calf can be obtained from the extension office for review.
  8. Bucket calves and 2<sup>nd</sup> Year Bucket Calves will be judged by consultation interview using these guidelines:
    - a. What the 4-H'er learned about caring for and raising the calf
    - b. The general knowledge of the 4-H'er in health-related areas
    - c. Completion of the record sheet to the best of the member's ability
  9. Bucket calves also will be judged in the show ring for showmanship. Fitting and showing will be according to either beef or dairy guidelines, with emphasis on how much the 4-H'er learned and can do without help. However, parental guidance is encouraged.
  10. No show sticks will be allowed in the bucket calf show. Show halters are optional but encouraged for safety reasons to provide better control of the animal.
  11. Champion and reserve will be selected in each age division (junior and intermediate) of bucket calf. Second year bucket calves, both heifers and steers, will compete against each other in the ring for an overall second year bucket calf award.
  12. Bucket calf and 2<sup>nd</sup> Year Bucket Calf are not a part of the round robin showmanship competition and are not eligible for the livestock premium auction or grand drive.
  13. **Decorated Bucket Calf: Objectives** of this class are to present bucket calves in the most attractive manner and to give spectators an opportunity to view the well-groomed calf shown at halter by attractively dressed contestants. Judging will be based on attractiveness and suitability of the garment to contestant, contestant's artistry and appearance, and contestant's ability to control and present the calf at halter. The outfit must not cover the calf's eyes or hinder the calf's ability to walk.
    - a. Exhibitors in this class do not have to own the animal that is being shown but must make arrangements with the owner to have the animal in condition to show.

- b. The objective of the Decorator Class is to use a theme expressed by the decorations on a calf and the calf's show-person. Exhibits will be judged on the basis of perceived effectiveness and originality of decoration. The decorator is free to choose the pattern, design, colors and materials.

### **Section A – Bucket Calf**

**Class 0201** Junior Division (4-H age 7-9)

**Class 0202** Intermediate Division (4-H age 10-12)

### **Section B – 2<sup>nd</sup> Year Bucket Calf**

**Class 0203** 2<sup>nd</sup> Year Bucket Calf

### **Section C – Decorated Bucket Calf**

**Class 0204** Decorator Class

## **Division 3**

### **4-H & FFA DAIRY CATTLE**

Superintendent: Darrin Benfer & Luke Wohler

Jr Superintendents: Lauren Benfer & Janae Wohler

Exhibit Check In: Wednesday, July 24<sup>th</sup>, 8:30-10:00 a.m.

Judging: Friday, July 26<sup>th</sup>, 1:30 p.m., Orrin Hogan Arena

1. **Read 4-H & FFA General Rules, Livestock Health Requirements, and 4-H & FFA Livestock Rules.**
2. All registered animals must have registration papers on file at the Extension Office for each animal by June 15<sup>th</sup>.
3. Only dairy cows in lactation may be brought in and taken home on show day. Dry cows and cows in production will be shown separately.
4. All grade or leased animals must have a completed "4-H Grade Dairy Cattle or Leasing Identification Form" on file at the Extension office for each animal by June 15<sup>th</sup> per Kansas 4-H rules and regulation.
5. Superintendent will have discretion to break classes. There will be **no** minimum number of animals per class to be judged by breed. Breeds recognized will be Ayrshire, Brown Swiss, Guernsey, Holstein, Jersey, and Milking Shorthorn. Breed winners will be shown together for champion.
6. Dairy Steers must meet all the requirements of Market Beef. They will show during beef show.
7. Showmanship: This contest is open to any 4-H/FFA member exhibiting in dairy classes. Classes may be divided at the discretion of the superintendent to allow for room in the show ring. Exhibitors must own the animals they show, except in the case of a leased project and the member must show the animal in a class that judges the animal, in order to show it in showmanship. Exhibitor age will be determined by January 1<sup>st</sup> of the current year. The judge will have discretion as to whether to ask the 4-H/FFA members questions during showmanship.



- a. Top showman from Intermediate and Senior class will be eligible for the Round Robin competition.

### **Section A – Dairy Showmanship**

- Class 0301** Senior Dairy Showmanship (4-H age 14-18)
- Class 0302** Intermediate Dairy Showmanship (4-H age 10-13)
- Class 0303** Junior Dairy Showmanship (4-H age 7-9)

### **Section B – Dairy Females**

- Class 0304** Junior Calf, born March 1 to fair pre-entry time of current year
- Class 0305** Intermediate Calf, born December 1 of prior year to February 28 of current year
- Class 0306** Senior Calf, born September 1 to November 30 of prior year
- Class 0307** Junior Yearling Heifer, born March 1 to August 31 of prior year
- Class 0308** Senior Yearling Heifer, born September 1 two years prior to February 28 of prior year
- Class 0309** Unfreshened Heifer
- Class 0310** Cows, 2-year-olds, born between September 1 three years prior and August 31 two years prior.
- Class 0311** Cows, 3- and 4-year-olds, September 2 five years prior and August 31 three years prior
- Class 0312** Aged Cows, born prior to September 1 five years prior
- Class 0313** Dry Cow, Any Age
- Class 0314** Best Udder

## **Division 4**

### **4-H & FFA GOATS – DAIRY GOATS**

Superintendents: Garrett Bulk & Mackenzie Riffel

Jr Superintendent: Lauren Benfer

Exhibit Check In: Wednesday, July 24<sup>th</sup>, 8:30-10:00 a.m.

Judging: Thursday, July 25<sup>th</sup>, 5:00 p.m., Orrin Hogan Arena

1. **Read 4-H & FFA General Rules, Livestock Health Requirements, and 4-H & FFA Livestock Rules.**
2. All goats must be free of clinical signs of Fungus/Sore Mouth before the check-in time. Animals found to be infected by a veterinarian will be asked to leave the fairgrounds.
3. Dairy Goats must be individually, or family owned and identified by an official Kansas 4-H tag, a farm id tag, and/or tattoo. All goats must be identified with a registered tattoo or an official USDA premise ID tag (scrapie tag). Goats identified with registration tattoos must have legible tattoos and registration papers for these animals available for inspection.
4. Only dairy goats in lactation may be brought in and taken home on show day. Dry goats and goats in production will be shown separately.

5. All breeding doe dairy type breeds, and their crosses, will be shown together, with classes broken by age. In determining the age class in which the animal is to be shown, the cutoff date will be July 1st of the current year.
6. Showmanship: This contest is open to any 4-H/FFA member exhibiting in market or breeding Dairy Goat classes. Classes may be divided at the discretion of the Superintendent, to allow for room in the show ring. Exhibitors must own and exhibit the animal they show, and it must be shown in a class that judges it on merit to be eligible for showmanship. Exhibitor age will be determined by January 1st of the current year. The judge will have discretion as to whether to ask the 4-H/FFA members questions during showmanship.

### **Section A – Showmanship**

**Class 0401** Senior Dairy Goat Showmanship (4-H age 14-18)

**Class 0402** Intermediate Dairy Goat Showmanship (4-H age 10-13)

**Class 0403** Junior Dairy Goat Showmanship (4-H age 7-9)

### **Section B – Dairy Goat Females**

**Class 0404** Junior Doe, under 6 months

**Class 0405** Intermediate Junior Doe, 6 months - under 12 months (not in milk and not previously freshened)

**Class 0406** Yearling Doe, 12-24 months (not in milk and not previously freshened)

**Class 0407** Senior Doe, up to 24 months (in milk or previously freshened)

**Class 0408** Aged Doe, 24 months and older (in milk or previously freshened)

## **Division 5**

### **4-H & FFA GOATS – MEAT GOATS**

Superintendents: Garrett Bulk & Mackenzie Riffel


Jr Superintendent: Lauren Benfer

Exhibit Check In: Wednesday, July 24<sup>th</sup>, 8:30-10:00 a.m.

Judging: Thursday, July 25<sup>th</sup>, 4:00 p.m., Orrin Hogan Arena

1. **Read 4-H & FFA General Rules, Livestock Health Requirements, and 4-H & FFA Livestock Rules.**
2. All goats must be free of clinical signs of Fungus/Sore Mouth before the check-in time. Animals found to be infected by a veterinarian will be asked to leave the fairgrounds.
3. Market goats should be individually owned by the exhibitor.
4. All market goats must be tagged with an official Kansas 4-H electronic identification ear tag and weighed at a spring weigh-in time to be eligible to show and to qualify for the rate of gain contest. Livestock agent should be contacted if a tag is lost and arrangements for a replacement tag must be made prior to coming to the fair. Animals brought to fair without a tag and with no prior arrangements for a replacement may be deemed ineligible by the livestock agent and superintendent.
5. Breeding meat goats must be identified with a farm tag, a 4-H tag, and/or tattoo.

6. All goats must be identified with a registered tattoo or an official USDA premise ID tag (scrapie tag). Goats identified with registration tattoos must have legible tattoos and registration papers for these animals available for inspection.
7. Wether and doe kids will be allowed to show in the market classes.
8. All meat type breeds, and their crosses will be shown together, with market classes broken by weight. Breeding doe meat type breeds and their crosses will be shown together, with classes broken by age.
9. Market classes will be divided by weight at the discretion of the specie superintendent.
10. All market goats will be weighed at the time of fair check-in to establish a **show weight, final rate of gain weight, and sale weight**. There will be **NO** weigh back.
11. Market Goats should weigh a **minimum of 50 pounds**. Animals weighing 49 pounds or under will be placed in the underweight class and will not be eligible to show for Grand or Reserve Grand Champion or sale in the premium auction.
12. **Market goats will be mouthed at fair check-in to determine age:** All market goats **MUST** have baby teeth at fair time. If one or more baby teeth are missing, the animal will automatically be given a white ribbon but will be permitted to show and sell for premium.
13. Dehorning is preferred. If not dehorned, for safety reasons, the horns must be tipped (points cut off and sanded round) prior to arrival on the grounds. Tipping is subject to superintendent and agent approval.
14. All market goats must be "slick shorn" with an equal amount of hair above the knee and hock before arrival on the fairgrounds. A maximum of 0.4 (four tenths) inch of hair is permitted. Hair on tail switch is permitted.
15. Goats may be shown using a halter, collar, chain, or a 3mm or smaller pinch collar as allowed at state fair. (No extreme collars such as spike or training collars will be allowed. If the animal is being choked or mishandled, the superintendent may require a halter, or the judge may dismiss the exhibitor from the ring.
16. Meat Goat Bracing Rule: Goats must be shown with all four feet on the ground. Applying pressure to the front end of the animal, also known as bracing, will be allowed for judge's evaluation of muscle composition. Most judges recognize that a "slight" lift off the ground may occur while setting the animal. However, if the feet remain off the ground or an exhibitor uses excessive lift the judge may warn once with a verbal "all four feet on the ground". A second offense may result in disqualification from the class and dismissal from the show ring.
17. Meat Goat Rate of Gain: This contest is open to all market animals that were weighed in at an official spring weigh-in. No premium will be offered, winners will receive an award.
18. Showmanship: This contest is open to any 4-H/FFA member exhibiting in market or breeding Meat Goat classes. Classes may be divided at the superintendent's discretion to allow room in the show ring. Exhibitors must own and exhibit the animal they show, and it must be shown in a class that evaluates its merits to be eligible for showmanship. Exhibitor age will be determined by January 1st of the current year.



Clay Center  
(785) 632-5621

Marysville  
(785) 562-5304

Humboldt, NE  
(402) 862-3251

Washington  
(785) 562-5304

Hiawatha  
(785) 742-2261

Seneca  
(785) 336-2111

Website: [www.brunaimplementco.com](http://www.brunaimplementco.com)



## Court Street Veterinary Care

618 Court Street  
(785) 632-3555



**HARVEST EARLIER,  
HARVEST MORE—**

**and GET MORE OF  
WHAT YOU HARVEST**

### Two Models of Portable, GT Recirculating Batch Dryers



The RB300, RB500, RB600 & RB800  
- different capacities for different needs.  
All self-contained. Hook one up to your  
PTO, add propane and you're set.

...or Check Out the **ONLY** Recirculating  
Automatic Batch Dryer - **RAB 5000-RAB6000**

#### WE CAN FIT YOUR OPERATION

200 bu.	350 bu.
500 bu.	680 bu.
820 bu.	



BOX 525  
CLAY CENTER, KS 67432

**TOLL FREE  
800-423-9428**

*Ask about our MasterSweep™ Cleaning  
Unit that fits most Fork Lifts.*

The judge will have discretion as to whether to ask the 4-H/FFA members questions during showmanship.

- a. Top showman from Intermediate and Senior classes will be eligible for the Round Robin competition.

### **Section A – Showmanship**

- Class 0501** Senior Meat Goat Showmanship (4-H age 14-18)
- Class 0502** Intermediate Meat Goat Showmanship (4-H age 10-13)
- Class 0503** Junior Meat Goat Showmanship (4-H age 7-9)

### **Section B – Meat Goat**

- Class 0504** Market Goat
- Class 0505** Breeding Meat Type Doe - Under one year of age
- Class 0506** Breeding Meat Type Doe - Yearling Doe, 12-24 months
- Class 0507** Breeding Meat Type Doe - Aged Doe, over 24 months

## **Division 6**

### **4-H & FFA HORSE & PONY**

Superintendent: Kaid Baumann, Jamie Fengel, Sarah Lehman & Eric Maichel

Jr Superintendents: Lauren Benfer, Sierra Fengel, Slade Griffiths,  
Briscoe Lehman & Chayla Maichel

Exhibit Check In: Wednesday, July 24<sup>th</sup> 8:30-10:00 a.m.

Judging: Thursday, July 25<sup>th</sup> 9:00 a.m., Rodeo Arena

1. **Read 4-H & FFA General Rules, Livestock Health Requirements, and 4-H & FFA Livestock Rules.**
2. **All River Valley District 4-H Horse Shows will follow the Kansas 4-H Horse Show Rule Book revised January, 2023, which are available at [www.bookstore.ksre.ksu.edu/pubs/S133.pdf](http://www.bookstore.ksre.ksu.edu/pubs/S133.pdf) or for purchase at any RVED office. In the absence of a rule in the fairbook, the Kansas 4-H Horse Show Rule Book rules will apply.**
3. A 4-H Horse Identification Certificate and/or Lease form must be complete and on file with the local Extension Office by **June 1st** of current year to participate in the 4-H/FFA Horse Show.
4. The 4-H member must present a current Horse identification and Official Health Statement to the superintendent at check-in. Failure to do so will bar entry. A Veterinarian will be on the grounds to perform a health check before horses can be stalled.
5. The age of a horse is determined as of January 1 of the year it was born.
6. No exhibitor may have more than one entry per class. **\*\*see below\*\***

Entering the State Fair Horse Show - Page 18 of Kansas 4-H Horse Show Rule Book

- 4-H Horse Project Members are not limited in the total number of horses they may exhibit.

- Exhibitors may show more than one horse in individually worked classes that do not have the option for rail work. These classes include Halter, Trail, Reining, Ranch Horse Pattern, Ranch Horse Trail, Barrel Racing, Flag Race, and Pole Bending.
- If a 4-H member has multiple horses in a halter class, the horse must be exhibited by another currently enrolled Kansas 4-H member.

Ownership and Leasing – Page 6 of Kansas 4-H Horse Show Rule Book

- Sharing project horses — Siblings and stepsiblings:
  - The names of all siblings who intend to show the horse must be listed on the 4-H Horse Identification submitted on or before June 1.
  - Youth may exhibit the same horse; however, the horse cannot participate in the same class in the same age division more than once at a given show.
  - Youth can be in same age division, but they will have to participate in different classes.
  - Youth must share management of the horse.
7. Each 4-H/FFA member is required to keep horses at the fair to receive their premium. (Fairboards and Superintendents may reduce the number of horses required to be stalled if space does not permit for all entries. At a minimum, each exhibitor must stall at least one horse for the duration of the fair). This horse must have been shown in at least one class at the 4-H/FFA horse show. The only exception is if there is an issue with the safety and wellbeing of the animal and other arrangements have been made with superintendents/agent. Only one horse per stall.
  8. NO Stallion over one year in age, will be allowed to be shown or stalled on the fairgrounds due to safety reasons
  9. NO Mares with nursing foals of any age or breed will be allowed to show, or be stalled on the fairgrounds due to safety reasons.
  10. Any exhibitor found to have tampered with, used tranquilizers, entered an animal which is not eligible, unsound, or unruly may be barred from the show by the superintendents.
  11. **Working Ranch Horse** – If over 20 participants in working ranch horse, then participants will complete pattern first. All red and white ribbon winners will be dismissed. Blue ribbon participants will compete in rail.
  12. All contestants and family members are expected to always display proper conduct and politeness. Unsportsmanlike conduct will not be tolerated at any time and will result in forfeiture of all placings and qualifications earned.
  13. State Fair Entries are due August 1st. To show at the State Fair, the exhibitor must qualify at a horse show (etc. county fair, or district horse show), complete Horse Qualifying Affidavit, complete Kansas 4-H Equine Webinar Safety Episode and take quiz. *SEE PAGES 16, 17 & 18 IN THE 2023 KANSAS 4-H HORSE SHOW RULE BOOK*
  14. **Dress Code:**
    - a. Western riding trousers or jeans and a long-sleeved Western shirt with a collar must be worn. Jeans, riding trousers and shirts, may vary in color. In no instance shall “fancy” attire count over a nice, neat workmanlike appearance.

- b. Western boots, with distinguishable heel, are required in all western events.
  - c. The use of gloves, ties, spurs, and chaps shall be optional.
  - d. The use of protective headgear, in place of a western hat, is encouraged in any and all classes, including judged, timed and futurity classes. If protective headgear is not worn, exhibitors **must** wear a western hat and it should stay on during the class. **Hats are optional only in timed events.** If a rider elects to wear a hat in timed events, it must stay on. If the hat is lost, a 2 second penalty will be assessed to the final time. Caps are not permitted.
  - e. The use of protective gear, in place of a hat, is the optional choice of the exhibitor and is encouraged for exhibitor safety.
  - f. English classes have their own set of standard dress.
15. **Horseless Horse:** The Horseless Horse project is intended to offer 4-H members an opportunity to learn about horses while not owning or leasing a horse. 4-H members in Horseless Horse may exhibit at the local fair with a borrowed 4-H identified horse in showmanship only. **No riding is allowed by horseless horse members.** 4-H members can enter Class 0617 Horseless Horse Showmanship, Class 0645 Horseless Horse Knowledge, or enter a notebook, poster, or display in Division 27 Individual Project Display.
16. **Showmanship:** This contest is open to any 4-H/FFA member exhibiting a horse they own or lease, that was shown in their respective halter class. The contest will be held after the halter classes. Classes may be divided at the discretion of the Superintendent, to allow for room in the show arena. Exhibitors must own the animals they show, except in the case of a leased project. Age of the exhibitor will be determined by January 1st of current year.
- a. Top showman from Intermediate and Senior classes will be eligible for the Round Robin competition.

## Section A – Halter Classes

### ALL HORSES – FILLY or MARE

- Class 0601** Halter - 1 year old Filly (yearling)
- Class 0602** Halter - 2-year-old Filly
- Class 0603** Halter - 3-year-old Filly
- Class 0604** Halter - 4 years old or older Mare

### ALL HORSES – GELDING

- Class 0605** Halter - 1 year old Gelding (yearling)
- Class 0606** Halter - 2-year-old Gelding
- Class 0607** Halter - 3-year-old Gelding
- Class 0608** Halter - 4 years old or older Gelding

### PONIES (Horses 56 inches and under)

- Class 0609** Halter - 1 year old
- Class 0610** Halter - 2 years old and older

### OTHER

- Class 0611** Halter - Miniature Horses
- Class 0612** Halter - Mules
- Class 0613** Halter – Donkeys

## **Section B – Showmanship**

- Class 0614** Senior Showmanship at Halter (4-H age 14-18)
- Class 0615** Intermediate Showmanship at Halter (4-H age 10-13)
- Class 0616** Junior Showmanship at Halter (4-H age 7-9)
- Class 0617** Horseless Horse Showmanship

## **Section C- Novice Walk/Trot**

This section is open to any 4-H member of any age within the first 2 years of the horse project. If members enter in Novice Walk-Trot then the youth may not enter in any other performance classes. Youth are still allowed to enter in halter, showmanship, and timed events.

- Class 0618** Novice Walk-Trot Pleasure
- Class 0619** Novice Walk-Trot Horsemanship

## **Section D – Performance Classes**

- Class 0620** Two Wheeled Cart
- Class 0621** Senior Hunter Hack (4-H age 14-18)
- Class 0622** Intermediate Hunter Hack (4-H age 10-13)
- Class 0623** Junior Hunter Hack (4-H age 7-9)
- Class 0624** Senior Hunter Under Saddle (4-H age 14-18)
- Class 0625** Intermediate Hunter Under Saddle (4-H age 10-13)
- Class 0626** Junior Hunter Under Saddle (4-H age 7-9)
- Class 0627** Senior Hunt Seat Equitation (4-H age 14-18)
- Class 0628** Intermediate Hunt Seat Equitation (4-H age 10-13)
- Class 0629** Junior Hunt Seat Equitation (4-H age 7-9)
- Class 0630** Senior English Pleasure (4-H age 14-18)
- Class 0631** Intermediate English Pleasure (4-H age 10-13)
- Class 0632** Junior English Pleasure (4-H age 7-9)
- Class 0633** Senior English Equitation (4-H age 14-18)
- Class 0634** Intermediate English Equitation (4-H age 10-13)
- Class 0635** Junior English Equitation (4-H age 7-9)
- Class 0636** Senior Trail (4-H age 14-18)
- Class 0637** Intermediate Trail (4-H age 10-13)
- Class 0638** Junior Trail (4-H age 7-9)
- Class 0639** Walk and Trot (4-H age 7-10) If entered in this class, youth may not enter Western Pleasure
- Class 0640** Novice Horse Walk Trot (this horse may not enter in another performance class)
- Class 0641** Senior Non-Stock/Pony Western Pleasure (4-H age 14-18)
- Class 0642** Intermediate Non-Stock/Pony Western Pleasure (4-H age 10-13)
- Class 0643** Junior Non-Stock/Pony Western Pleasure (4-H age 7-9)
- Class 0644** Senior Western Pleasure (4-H age 14-18)
- Class 0645** Intermediate Western Pleasure (4-H age 10-13)
- Class 0646** Junior Western Pleasure (4-H age 7-9)
- Class 0647** Pleasure Pairs
- Class 0648** Senior Western Horsemanship (4-H age 14-18)



- Class 0649** Intermediate Western Horsemanship (4-H age 10-13)
- Class 0650** Junior Western Horsemanship (4-H age 7-9)
- Class 0651** Horseless Horse Knowledge (Judge interviews each member on general knowledge of horse including identification parts, health, safety, feeding, care, and grooming.)
- Class 0652** Senior Reining (4-H age 14-18)
- Class 0653** Intermediate Reining (4-H age 10-13)
- Class 0654** Junior Reining (4-H age 7-9)
- Class 0655** Senior Working Ranch Horse (4-H age 14-18)
- Class 0656** Intermediate Working Ranch Horse (4-H age 10-13)
- Class 0657** Junior Working Ranch Horse (4-H age 7-9)

**Section E – Timed Events**

- Class 0658** Senior Pole Bending (4-H age 14-18)
- Class 0659** Intermediate Pole Bending (4-H age 10-13)
- Class 0660** Junior Pole Bending (4-H age 7-9)
- Class 0661** Senior Barrel Racing (4-H age 14-18)
- Class 0662** Intermediate Barrel Racing (4-H age 10-13)
- Class 0663** Junior Barrel Racing (4-H age 7-9)
- Class 0664** Senior Flag Race (4-H age 14-18)
- Class 0665** Intermediate Flag Race (4-H age 10-13)
- Class 0666** Junior Flag Race (4-H age 7-9)

## **Division 7**

### **4-H & FFA POULTRY & PIGEONS**

Superintendents: Clayton & Lynn Presley

JR Superintendents: Weston Presley

Exhibit Check In: Tuesday, July 23<sup>rd</sup>, 5:00 p.m.

Judging: Friday, July 26<sup>th</sup>, 10:00 a.m., Poultry-Rabbit Barn

1. **Read 4-H & FFA General Rules, Livestock Health Requirements, and 4-H & FFA Livestock Rules.**
2. **There will be no poultry testing this year at the county fair. Will test in 2026 as a district per KDA new regulations.**
3. Kansas Origin Poultry/Poultry Originating from Other States
  - a. All poultry (except waterfowl) are required to show proof of being P-T clean by one of the following:
    - i. Originate from a certified U.S. Pullorum-Typhoid clean flock (ex. TSC, Orscheln’s, NPIP flock, etc.)
    - ii. Test negative at check-in of the county fair when county has been designated by KDA-DAH for surveillance. Routine surveillance testing will be performed for each county fair a minimum of once every 5 years.

- b. Additionally, out-of-state poultry must have a “Permit to Ship Poultry or Hatching Eggs” issued by the KDAH within the previous year or a permit number issued by the KDAH office within the previous 15 days.
    - i. Test negative on a P-T test within 90 days of the exhibition.
- 4. No exhibitor may pen poultry or pigeons without permission of the superintendent.
- 5. It is recommended that exhibitors be with their poultry and pigeon exhibits at the time that they are judged.
- 6. All Pigeon entries must be Single Pigeons.

**Section A – Showmanship**

- Class 0701** Senior Poultry & Pigeon Showmanship (4-H age 14-18)
- Class 0702** Intermediate Poultry & Pigeon Showmanship (4-H age 10-13)
- Class 0703** Junior Poultry & Pigeon Showmanship (4-H age 7-9)

**Section B – Poultry & Pigeons**

- Class 0704** Standard Breeds - Large Fowl - one young bird of either sex (hatched on or after January 1 of current year)
- Class 0705** Standard Breeds - Large Fowl - old bird of either sex (hatched before January 1 of current year)
- Class 0706** Standard Breed Bantams - young bird of either sex (hatched on or after January 1 of current year)
- Class 0707** Standard Breed Bantams - old bird of either sex (hatched before January 1 of current year)
- Class 0708** Production Pullets - Pen of 3, Standard bred, crossbred or strain cross pullets to be judged on egg production qualities.
- Class 0709** Production Hens - Pen of 3, Standard bred, crossbred or strain crossbred hens to be judged on egg production qualities.
- Class 0710** Dual purpose pullets - Pen of 3. Such as Rhode Island Reds, New Hampshire, Plymouth Rocks, etc.
- Class 0711** Dual Purpose hens - Pen of 3. Such as Rhode Island Reds, New Hampshire, Plymouth Rocks, etc.
- Class 0712** Meat-Type Chickens - Pen of 3, judged on meat production qualities only
- Class 0713** Turkeys - All breeds - one bird of either sex
- Class 0714** Ducks, Call or Bantam, all breeds; one bird of either sex
- Class 0715** Ducks - All breeds - one bird of either sex
- Class 0716** Geese - All breeds - one bird of either sex
- Class 0717** All others - Crossbreds - one bird of either sex
- Class 0718** Wildlife - 1 bird per exhibit
- Class 0719** Poultry eggs - Must exhibit one dozen of uniform eggs in carton per entry. Bring eggs day of judging.
- Class 0720** Standard Breed - Large Fowl Trio, one male and two females
- Class 0721** Standard Breed Bantams Trio, one male and two females
- Class 0722** Pigeons, Old Cock (Hatched before January 1 of previous year)

- Class 0723** Pigeons, Old Hen (Hatched before January 1 of previous year)  
**Class 0724** Pigeons, Young Cock (Hatched on or after January 1 of current year)  
**Class 0725** Pigeons, Young Hen (Hatched on or after January 1 of current year)

## Division 8

### 4-H & FFA RABBITS

Superintendent: Felicia Luczak, Cindy Maichel & Peta-Gaye Pearson  
 Jr Superintendents: Slade Griffiths, Chayla Maichel & CheviAnn Washa  
 Exhibit Check In: Tuesday, July 23<sup>rd</sup>, 5:00 p.m.  
 Judging: Friday, July 26<sup>th</sup>, 8:00 a.m., Poultry-Rabbit Barn

1. **Read 4-H & FFA General Rules, Livestock Health Requirements, and 4-H & FFA Livestock Rules.**
2. All rabbits must be pre-entered and tattooed by pre-entry date set by local River Valley District Office to exhibit.
3. Each rabbit is to be legibly and permanently tattooed in its left ear for identification.
4. No exhibitors may pen rabbits without permission of the superintendent.
5. 4-H and FFA members may not enter more than two rabbits per class.
6. Breeds recognized by the American Rabbit Breeders Association may be accepted. In case of question or discrepancy, the River Valley Fairs will reference and follow ARBA "Standard of Perfection." The following age/breed guidelines will be used for judging:
  - a. **Pre junior (under 3 months)** classes only available in the following breeds: Argente Braun, Beveren, Blanc de Hotot, Californian, Champagne D'Argent, Checkered Giant, American Chinchilla, Giant Chinchilla, Cinnamon, Creme D'Argent, New Zealand, and Palomino.
  - b. **Juniors (under 6 months)**
  - c. **Intermediate (6-8 months)** classes only available in the following breeds: American, Giant Angora, Argente Braun, Beveren, Blanc de Hotot, Californian, Champagne D'Argent, Checkered Giant, American Chinchilla, Giant Chinchilla, Cinnamon, Crème D'Argent, Flemish Giant, English Lop, French Lop, New Zealand, Palomino, Satin and Silver Fox.
  - d. **Senior**, six months of age or over for breeds other than those listed as having Intermediate classes, eight months of age or over for breeds having Intermediate classes.
7. There must be 3 rabbits entered in each breed to be considered a class. The list of breeds are as follows: American, Argente Brun, Belgian Hare, Beveren, Blanc de Hotot, Britannia Petite, Californian, Champagne D'Argent, Checkered Giant, Chinchilla, Crème D'Argent, Cinnamon, Dutch, Dwarf Hotot, Dwarf Papillion, English Angora, English Lop, English Spot, Flemish Giant, Florida White, French Angora, French Lop, Giant Angora Ruby Eyed White, Harlequin, Havana, Himalayan, Holland

- Lop, Jersey Woolly, Lilac, Lionhead, Mini Lop, Mini Rex, Mini Satin, Netherland Dwarf, New Zealand, Palomino, Polish, Rex, Rhinelander, Satin, Silver, Tan, and Thrianta.
8. Exhibitors must be with their rabbits at the time that they are judged.

### **Section A – Showmanship**

- Class 0801** Senior Rabbit Showmanship (4-H age 14-18)  
**Class 0802** Intermediate Rabbit Showmanship (4-H age 10-13)  
**Class 0803** Junior Rabbit Showmanship (4-H age 7-9)

### **Section B – Rabbit**

- Class 0804** Senior buck, Eight months of age and over for breeds with Intermediate classes; six months and over for all other breeds.  
**Class 0805** Senior doe. Eight months of age and over for breeds with Intermediate classes; six months and over for all other breeds.  
**Class 0806** Intermediate buck. Only breeds listed above with Intermediate classes.  
**Class 0807** Intermediate doe. Only breeds listed above with Intermediate classes.  
**Class 0808** Junior buck. Under six months of age.  
**Class 0809** Junior doe. Under six months of age.  
**Class 0810** Pre-junior buck. Only breeds listed above with pre-juniors.  
**Class 0811** Pre-junior doe. Only breeds listed above with pre-juniors.  
**Class 0812** Meat Class - three rabbits, all one recognized breed and variety, (broken varieties must be same color). Minimum weight 3 ½ pounds each, maximum weight 5 ½ pounds each, and not over 70 days of age. Will be judged on their meat qualities, condition and uniformity and fur.

### **Section C – Fur Classes**

- Class 0813** Normal White fur  
**Class 0814** White Satin Fur  
**Class 0815** White Rex fur  
**Class 0816** White Wool fur  
**Class 0817** Normal Colored fur  
**Class 0818** Colored Satin fur  
**Class 0819** Colored Rex fur  
**Class 0820** Colored Wool fur

### **Section D – Cavy (Guinea Pig)**

- Class 0821** Senior Boar: Over 6 months of age and over 32 ounces in weight  
**Class 0822** Senior Sow: Over 6 months of age and over 32 ounces in weight  
**Class 0823** Intermediate Boar: Up to 6 months of age and 22-32 ounces in weight  
**Class 0824** Intermediate Sow: Up to 6 months of age and 22-32 ounces in weight  
**Class 0825** Junior Boar: Up to 4 months of age and 12-22 ounces in weight  
**Class 0826** Junior Sow: Up to 4 months of age and 12-22 ounces in weight

# Republican Valley Title

Title Insurance  
Escrow Service  
Real Estate Contracts



Loan Closings  
Research  
1031 Tax Exchange

707 5th St., Clay Center, KS 67432

Phone: 785-632-2535

[www.rvtitle.com](http://www.rvtitle.com)

## Division 9

### 4-H & FFA SHEEP

Superintendent: Rhys & Sean Baker, Audie Hartman & Cody Schwartz

Jr Superintendents: Gentry & Kale Hartman and Cooper & Layton Schwartz

Exhibit Check In: Wednesday, July 24<sup>th</sup>, 8:30-10:00 a.m.

Judging: Thursday, July 25<sup>th</sup>, 6:00 p.m., Orrin Hogan Arena

1. **Read 4-H & FFA General Rules, Livestock Health Requirements, and 4-H & FFA Livestock Rules.**
2. **Straw may NOT be used as bedding in the sheep and swine barn.**
3. All sheep must be free of clinical signs of Fungus/Sore Mouth before the check-in time. Animals found to be infected by a veterinarian will be asked to leave the fairgrounds.
4. All animals from all youth must be owned by weigh-in time.
5. Market lambs will show by weight and breeding ewes by age.
6. Animals shown in a market class are not eligible to be shown in breeding classes and vice versa.
7. ALL Sheep must be identified with an official USDA premise ID tag (scrapie tag).
8. **Market Lambs**
  - a. Market lambs must be individually owned by the exhibitor and identified by an official Kansas 4-H Electronic Identification tag. Animals should have been tagged and weighed at a spring weigh-in time to be eligible to show. The livestock agent should be contacted if a tag is lost and arrangements for a replacement tag must be made before coming to the fair. Animals brought to fair without a tag and with no prior arrangements for a replacement may be deemed ineligible by the livestock agent and superintendent.
  - b. These weigh-in times serve as the official start of the rate of gain measure.
  - c. All market lambs will be weighed at the time of fair check-in to establish a **show weight, final rate of gain weight, and sale weight**. There will be **NO** weigh back.
  - d. Market lambs should weigh a **minimum of 90 pounds**. Animals weighing less than 89 pounds will be placed in their own class and will not be eligible to show for Grand or Reserve Grand Champion or for sale in the premium auction.
  - e. Market classes will be divided by weight at the discretion of the specie superintendent.
  - f. **Market lambs will be mouthed at fair check-in to determine age:** All market lambs **MUST** have baby teeth at fair time. If one or more baby teeth are missing, the animal will automatically be given a white ribbon but will be permitted to show and sell for premium.

- g. All market lambs will be slick shorn prior to arrival at the fairgrounds. A maximum of 0.2 (two tenths) inch of wool is permitted. No wool will be allowed above the hock or knee; this includes the head.
  - h. Rams, cryptorchids, or short scrotum lambs will not be allowed in the market class.
  - i. Wethers and ewe lambs will be allowed to show in the market classes.
9. **Breeding Ewes**
- a. Breeding ewes must be identified with a farm tag, a 4-H tag, and/or tattoo.
  - b. Ewes may be co-owned and co-registered by two or more 4-H/FFA members of the same family.
  - c. The following breeds will be recognized: Columbia, Dorset, Hampshire, Rambouillet, Shropshire, Southdown, Suffolk, AOB, and Crossbred.
    - i. AOB is classified as a registered animal, not listed but is registered with a breed association. Or if there are not enough animals to make a breed class at the superintendent's discretion.
  - d. Superintendent will have discretion to break classes.
  - e. Breeding ewes will NOT be allowed to sell in the premium auction.
10. **Sheep Rate of Gain:** This contest is open to all market animals that were weighed in at any of the official River Valley Extension District spring weigh-ins. No premium will be offered, winners receive an award.
11. **Showmanship:** This contest is open to any 4-H/FFA member exhibiting in market or breeding Sheep classes. Classes may be divided at the discretion of the Superintendent, to allow for room in the show ring. Exhibitors must own and exhibit the animal they show, and it must be shown in a class that evaluates its merits to be eligible for showmanship. Exhibitor age will be determined by January 1st of the current year. The judge will have discretion as to whether to ask the 4-H/FFA members questions during showmanship.
- a. Top showman from Intermediate and Senior classes will be eligible for the Round Robin competition.
12. **Shepherd's Lead:** Objectives of these classes are to present sheep in the most attractive manner, to improve the image of sheep, and to give spectators an opportunity to view well-groomed sheep shown at halter by attractively dressed contestants wearing wool garments. Entrants may purchase or construct their own garments which should consist of at least 60 percent wool, accessories not included. Judging will be based on attractiveness and suitability of the garment to contestant, contestant's artistry and appearance, and contestant's ability to control and present the sheep at halter. Sheep may not be blanketed during the contest. Only the head or neck shall be decorated. A swatch of the garment fabric, sketch of garment, and a detailed script of the garment must accompany the entry.
- a. Exhibitors in these classes do not have to own the animal being shown but must arrange with the owner to have the animal in condition to show.
  - b. The objective of the Decorator Class is to promote the sheep industry, lamb consumption or wool use through a theme expressed by the decorations on a sheep and the sheep's show-person. Exhibits will be judged on perceived

effectiveness and originality of decoration. The decorator is free to choose the pattern, design, colors, and materials. (CLOUD AND WASHINGTON)

### **Section A – Showmanship**

- Class 0901** Senior Sheep Showmanship (4-H age 14-18)
- Class 0902** Intermediate Sheep Showmanship (4-H age 10-13)
- Class 0903** Junior Sheep Showmanship (4-H age 7-9)

### **Section B – Market Lambs**

- Class 0904** Market Lambs

### **Section C – Breeding Sheep**

- Class 0906** Ewe Lambs, born after January 1 of current year
- Class 0907** Yearling Ewe, born between January 1 and December 31 of previous year
- Class 0908** Ewe, 2 years, born January 1 and December 31 two years prior
- Class 0909** Ewe, 3 years and older, born before December 31 three years prior
- Class 0910** Ram lambs – born after January 1 of current year.

### **Section D – Shepherd's Lead**

- Class 0911** Shepherd's Lead
- Class 0912** Decorator Class

## **Division 10 4-H & FFA SWINE**

Superintendents: Angie Chaffee, Tim & Roxie Martin & Jay Sleichter  
JR Superintendents: Kynlee Chaffee, Kelly Martin, Aubrey Schlesener &  
Natalie Sleichter

Exhibit Check In: Wednesday, July 24<sup>th</sup>, 8:30-10:00 a.m.

Judging: Wednesday, July 24<sup>th</sup>, 6:00 p.m., Orrin Hogan Arena

1. **Read 4-H & FFA General Rules, Livestock Health Requirements, and 4-H & FFA Livestock Rules.**
2. **Straw may NOT be used as bedding in the sheep and swine barn.**
3. All animals from all youth should be owned by weigh-in time.
4. Animals shown in a market class are not eligible to be shown in breeding classes and vice versa.
5. All market hogs will be weighed at the time of fair check-in to establish a **show weight, final rate of gain weight, and sale weight**. There will be **NO** weigh back.
6. NO swine shall be restrained by snare or other snout restraint at the county fair for clipping purposes. This practice is perceived as inhuman to the general public and should be avoided.



7. Swine classes may be divided by breed at the discretion of the superintendent and extension staff. In addition, breeding gilts may be divided by age. When divided, the breeds recognized will be Duroc, Hampshire, Yorkshire, AOB, and Crossbred. There will be a minimum number of 2 animals per class to be judged by breed. All breeds not designated in the classes and/or breed listing will be shown as AOB.
  - a. AOB is classified as a registered animal, not listed but is registered with a breed association. Or if there are not enough animals to make a breed class at the superintendent's discretion.
8. **Market Hogs**
  - a. All market hogs must be tagged with an official Kansas 4-H Electronic Identification tag at an official spring weigh-in time. The livestock agent should be contacted if a tag is lost and arrangements for a replacement tag must be made before coming to the fair. Animals brought to fair without a tag and with no prior arrangements for a replacement may be deemed ineligible by the livestock agent and superintendent.
  - b. Market hogs **MUST** be born after January 1 of the current year.
  - c. Market hogs should weigh a **minimum of 220 pounds**. Animals weighing 219 pounds or less will be placed in their own class and will not be eligible for Grand or Reserve Grand Champion nor to sell in the premium auction. There is no maximum weight, however, the judge may exercise discretion in allowing extra heavy hog classes to show for champion or reserve.
  - d. Barrows and gilts are eligible to show in the market hog classes.
  - e. Boars, cryptorchids, or short castrated barrows will not be allowed in the market class.
  - f. Weight classes will be divided at the discretion of the specie superintendent.
9. **Breeding Gilts**
  - a. Breeding gilts must be identified with a farm tag, a 4-H tag, and/or ear notches.
  - b. Gilts may be co-owned and co-registered by two or more 4-H/FFA members of the same family.
  - c. Breeding gilts will be divided by breed and by age within each breed division. There will be no minimum number of animals per class to be judged.
10. **Swine Rate of Gain:** This contest is open to all market animals that were weighed in at any of the River Valley Extension District Spring Weigh-ins. No premium will be offered. The top two winners will receive an award.
11. **Showmanship:** This contest is open to any 4-H/FFA member exhibiting in market or breeding swine classes. Classes may be divided at the discretion of the Superintendent, to allow for room in the show ring. Exhibitors must own the animals they show. Age will be determined by January 1st of the current year. The judge will have discretion as to whether to ask the 4-H/FFA members questions during showmanship.
  - a. Top showman from Intermediate and Senior classes will be eligible for the Round Robin competition.

## **Section A – Showmanship**

- Class 1001** Senior Swine Showmanship (4-H age 14-18)
- Class 1002** Intermediate Swine Showmanship (4-H age 10-13)
- Class 1003** Junior Swine Showmanship (4-H age 7-9)

## **Section B – Market Hog**

- Class 1004** Market Hogs

## **Section C – Breeding Gilts**

- Class 1011** Breeding Gilts born during January 1 to January 31 of current year
- Class 1012** Breeding Gilts born during February 1 to February 28 (or 29th during leap year) of current year
- Class 1013** Breeding Gilts born after March 1 of current year

# **4-H & FFA ROUND ROBIN SHOWMANSHIP CONTEST**

Superintendent: Kaid Baumann, Lee Girrens, & Morgan Siebold

Judging: Saturday, July 27<sup>th</sup>, 8:30 a.m., Orrin Hogan Arena

1. Round Robin Showmanship Contest will be on Saturday, July 27, 8:30 a.m.
2. The contest will be divided into Intermediate (4-H age 10-13) and Senior (4-H Age 14-18) age divisions. Ages by January 1 of the current year.
3. Grand Champion and Reserve Champion Showmen, or their alternates, in Beef, Dairy, Horse, Sheep, Meat Goat and Swine are eligible.
4. Contestants must inform the fair office or Round Robin Superintendent of their intent to participate or not participate in Round Robin as soon as they know.
5. If a contestant wins in more than one division, he/she may choose which species to represent.
6. Alternates will be selected by the superintendent to fill vacancies. Vacancies will be filled according to the official judges' placings. If a vacancy still exists after consulting the judge's placings, that vacancy can be filled by any contestant that received a blue in that specie's showmanship on a first come basis.
7. Contestants will bring their own animal for the species they are representing in Round Robin unless (for safety or sick animal reasons) a replacement animal is approved by the superintendent.
8. If there is a shortage of animals due to a vacancy, the species superintendent will select an animal to fill that slot.
9. If possible, a contestant should only show their own animal in the species they chose to represent. This may not be possible if we have small numbers of a particular species or there have had to be animal substitutions due to a dangerous or sick animal.
10. The horse section pattern will be posted before the start of the Round Robin.

11. Any assistance received by a competitor after the start of the Round Robin as determined by the Round Robin judges, livestock superintendents, or Round Robin Superintendents, will result in the competitor receiving a "0" for that species.
12. Round Robin Scoring - Each competitor will receive a score of 1 to 50 on each species.
13. In a tie, the highest score of the exhibitor's own specie will determine the winner. In a second tie, the judge will draw a specie to be shown again only by the tied youth.
14. Round Robin will proceed as follows
  - a. Competition will begin with all contestants showing swine. The senior competitors will go first followed by the intermediate. The top two exhibitors from swine showmanship will show their own animal. The remaining contestants will be assigned an animal at random.
  - b. After swine, a rotation will be set up of all the other species. The rotation will start with exhibitors showing the species they are representing. In this rotation, contestants will generally be showing their own animal. The swine group will sit out the first rotation. Participants will then rotate through the remaining species as a "species group".
  - c. For the remaining rotations, the champion showman from each group will show the animal from the top exhibitor of that species matched by competitor age group. Similarly, the reserve champion showman from each group will show the animal of the reserve champion of that species. The judges can make the decision to have competitors switch animals at any time.
  - d. After participants have rotated through all species, scores will be totaled to determine winners. During this time judges will summarize what they have seen that day and offer advice.

## **Division 11**

### **4-H & FFA AGRONOMY**

#### **(CROPS)**

Superintendent: Jennifer Begnoche, Geri Carlson, Karla Fickes & Adam Knepper

Jr Superintendents: Jenette Begnoche, Jenna Fickes & Keely Knepper

Exhibit Check In: Wednesday, July 24<sup>th</sup>, 9:00-11:00 a.m.

Judging: Wednesday, July 24<sup>th</sup>, 1:00 p.m., Clay County Event Center

1. Read 4-H & FFA General Rules.
2. Exhibits should be as mature as possible.
3. Every entry should be identified by hybrid or variety name.
4. All classes requiring a gallon sample may include a cylinder of 2½" - 3" in diameter placed in a glass gallon container with lid to reduce entry volume to roughly three quarts.
5. If variety is NOT stated where requested OR samples not tied where requested ribbon placing will drop one placing.

**6. Wheat Variety Plot Educational Display**

- a. 4-H and FFA Wheat Variety Plot Members only.
- b. The free-standing displays must not exceed the overall dimensions of 36" wide x 36" high x 18" deep (measured on the outside). Care should be taken to select durable materials that will withstand fair conditions. Displays must not require the use of electricity. If the booth exceeds overall dimensions, ribbon-placing will be dropped one place.
- c. Members must include the varieties provided in the display, but may include more varieties, if desired.
- d. Basis for Awards:
  - Educational Value.....70%  
Precise articulation of the display's subject matter; emphasis of the title or theme; effectiveness in catching the attention of casual observers with clarity, simplicity, and forcefulness; concise presentation of supporting facts, e.g., variety differences in wheat, economic gains from adoption of desirable practices, etc.
  - Quality of Display Material.....30%  
Size, style, and neatness of lettering; balanced proportion of models and lettering; workmanship including handouts, if used; charts, models and lettering used effectively to teach ideas; colorful, artistic, neat and well balanced.

**7. Weed Control Exhibit**

- a. Collect, identify, press, mount, and label a minimum of 15 weeds. Try to include their roots, stems, leaves and flowers. Three of the weeds must be noxious weeds, preferably found in your home county. A standard 9"x12" scrapbook may be obtained in which to permanently mount your weed specimens. Identify the scrapbook with your name and county on the inside front cover.
- b. Prepare a list of the weeds mounted, showing common name, scientific name, and where it was found. Place the list in a specially identified section of the scrapbook.
- c. Collect and identify weed seeds found in crop seeds. Mount them for display purposes. Place them in a specially identified section of the scrapbook.
- d. Write a story on "How We Control Weeds on Our Farm" if you live on a farm. Other members write "How We Control Weeds at Home". The story should be about 300 words in length. It must show definite methods used to control weeds. Place the story in a specially identified section of the scrapbook.
- e. Basis for Awards:
  - Mounted weed collection: number of mounted specimens, completeness of individual mounts, correctness of identification and information, and neatness. Include a record sheet of weeds.
    - Records.....50%
    - Weed seed collection and exhibit.....30%
    - Story: "How We Control Weeds on Our Farm/Home".....20%

## Section A – Crops

### CORN

- \*Class 1101 White. Variety or hybrid must be named. Ten Ear Exhibit.
- \*Class 1102 Yellow. Variety or hybrid must be named. Ten Ear Exhibit.
- \*Class 1103 Corn: Exhibit to consist of one-gallon sample. Variety must be named.
- Class 1104 Hybrid Corn - Exhibit to consist of three entire plants (no roots). Hybrid must be named.

### SORGHUM

- \*Class 1105 Hybrid grain sorghum. Hybrid must be named. Ten Head Exhibit.
- \*Class 1106 Hybrid forage sorghum. Exhibit to consist of the entire plant (no roots). Hybrid must be named. 5" bundle, tied.
- \*Class 1107 Other forage sorghums. Exhibit to consist of the entire plant (no roots). Variety must be named. 5" bundle, tied.

### WHEAT – One Gallon Sample

- \*Class 1108 Soft red winter wheat. Variety or hybrid must be named.
- \*Class 1109 Hard red winter wheat. Variety or hybrid must be named.
- \*Class 1110 Hard white wheat. Variety or hybrid must be named.

### SUNFLOWERS

- \*Class 1111 Confectionery heads. Three heads must be submitted.
- \*Class 1112 Confectionery seeds in jar. One gallon jar must be submitted.
- \*Class 1113 Oilseed heads. Three heads must be submitted.
- \*Class 1114 Oilseed seeds in jar. One gallon jar must be submitted.

### OTHER

- \*Class 1115 Oats: Exhibit to consist of one gallon sample. Variety must be named.
- \*Class 1116 Barley: Exhibit to consist of one gallon sample. Variety must be named.
- \*Class 1117 Alfalfa: Exhibit to consist of one gallon sample. Variety must be named.
- \*Class 1118 Edible field beans: Exhibit consists of one gallon sample of seed from most recent harvest.
- \*Class 1119 Edible field beans: Bundle of five plants (with roots intact) from most recent harvest. Example - lentils
- \*Class 1120 Miscellaneous Crops: Exhibit to consist of one gallon sample of seed or 10 heads produced from current project. Variety must be named.
- \*Class 1121 Cotton: Provide 10 open bolls, not 10 plants. Place bolls in a bag that can breathe (not a sealed plastic bag), so mold does not develop.

### HAY CROPS

- \*Class 1122 Alfalfa Hay: Exhibit to consist of one flake or slice from a rectangular bale, or a 10" section cut from a round bale. The flake or slice should be approximately 6" in thickness and tied in two directions. Variety must be named.
- \*Class 1123 Native Grass Hay: 10" flake or slice, 6" thick and tied in two directions.
- \*Class 1124 Brome Grass: Exhibit to consist of one gallon sample of seed.
- \*Class 1125 Other Tame Grasses: Exhibit to consist of one gallon sample of seed.
- \*Class 1126 Cool Season Grass Hay (e.g., fescue, etc.): 10" flake or slice, 6" thick and tied in two directions. Variety must be named.

## **SOYBEANS**

- \*Class 1127** Soybeans: Exhibit consists of one gallon sample of seed from most recent harvest. Variety must be named.
- \*Class 1128** Soybeans: Bundle of five plants (with roots intact) from most recent harvest. Variety must be named.

## **Section B – Wheat Variety Plot Educational Display**

- \*Class 1129** Wheat Varieties Plot Display

## **Section C – Weed Control Exhibit**

- \*Class 1130** Weed Control Exhibit

# **Division 12**

## **4-H & FFA FLORICULTURE**

Superintendent: Jennifer Begnoche, Geri Carlson, Karla Fickes & Adam Knepper

Jr Superintendents: Jenette Begnoche, Jenna Fickes & Keely Knepper

Exhibit Check In: Wednesday, July 24<sup>th</sup>, 9:00-11:00 a.m.

Judging: Wednesday, July 24<sup>th</sup>, 11:30 p.m., Clay County Event Center

1. Read 4-H & FFA General Rules.
2. Members may enter multiple entries in a single class provided each entry is a different species.
3. Members are encouraged to exhibit cut flowers and fresh floral arrangements in disposable containers. If a non-disposable container is used mark it plainly with your name. The county fair is not responsible for any loss or damage to any flower arrangements, vases, or containers. Exhibitor is responsible for picking up entries at the end of the fair.
4. Exhibitor is responsible for replacing flowers as needed. Exhibits not kept up will be disqualified.
5. Houseplants must be in possession of 4-H'er for 6 months.
6. Potted plants are only allowed in Class 1206 – Houseplants.
7. All floral materials must be grown and/or collected by the exhibitors. Do not use purchased plant materials.
8. All container gardens must contain at least one living or preserved plant specimen.
9. OFoliage on flowers should be removed up to water line.
10. All entries must be freestanding, easily moved, and not require any special equipment to display. Hanging entries are not accepted.
11. Educational notebooks should be entered in Division 14 Horticulture – Class 1409 Horticulture Notebook.

## **Section A – Flowers & Plants**

- \*Class 1201** Annual Garden Flower, cut specimen, single stem
- \*Class 1202** Perennial Garden Flower, cut specimen, single stem
- \*Class 1203** Fresh Flower Arrangement. Flower materials must be grown and/or collected by exhibitor, not purchased
- \*Class 1204** Dried Flower Arrangement, no fabric or plastic materials

- Class 1205** Silk Flower Arrangement, including corsage
- Class 1206** Houseplants
- Class 1207** Container Garden – live plants only
- Class 1208** Fairy Garden – must contain live plants

## Division 13

### 4-H & FFA FORESTRY

Superintendent: Jennifer Begnoche, Geri Carlson, Karla Fickes & Adam Knepper  
 Jr Superintendents: Jenette Begnoche, Jenna Fickes & Keely Knepper  
 Exhibit Check In: Tuesday, July 23<sup>rd</sup>, 6:00-7:00 p.m.  
 Judging: Wednesday, July 24<sup>th</sup>, 8:30 a.m., Clay County Event Center

1. Read 4-H & FFA General Rules.
2. Each member may enter up to two exhibits in 4-H Forestry but only one entry per class. Participants can exhibit in a collection phase and one other class, 1305-1310, or they may exhibit in any two non-collection classes, 1305-1310.
3. All leaf exhibits are to be mounted on 8 ½" x 11" heavy stock paper and placed in loose-leaf binders. (Magnetic or adhesive filler sheets for photographic prints or sheet protectors are recommended.) Twigs and fruit collections may be exhibited in whatever manner you choose. Maximum tri fold size is 3' x 4'. Resources for exhibiting are located on the Kansas 4-H forestry project page: <https://www.kansas4-h.org/projects/natural-resources/forestry/index.html>
4. Name, club, age, and year in project should be in front cover or in a prominent location.
5. Leaves should be identified with an appropriate label located near the leaf on the same page. These labels should include (1) The proper common name as listed in the 4-H Bulletin 334, "List of Native Kansas Forest Trees" (<https://www.bookstore.ksre.ksu.edu/pubs/4H334.pdf>); (2) Location (city and/or county) where collected; and (3) date (day, month, year) or (month, day, year) collected.
6. Divide specimens into the following two sections: Native Kansas Trees, and Non-Native Trees. (<https://www.bookstore.ksre.ksu.edu/pubs/4H334.pdf>)
7. New specimens are those specimens collected during the current 4-H year and cannot be a duplicate tree species of previously displayed specimens.
8. Group specimens according to the years collected (ex: "old-previous years" and "new")
9. Variations of varieties do not count as different species or specimens.
10. When replacing a previously displayed sample, due to degradation, improper mounting or incorrect identification, the specimen label must also be updated. Replacements do not count as new specimens. Replacements should be displayed in the "old previous" section of the display.
11. If you retrieve information for your forestry exhibit, you must include a reference citation to the source.

12. In all leaf collections, exhibit one complete leaf where possible. If leaf is too large, exhibit as much as possible. Sketch in reduced scale the entire leaf and illustrate where the exhibited portion is from. Note: A "leaflet" is incorrect when displayed as the complete leaf for the tree.
13. All work must show originality. Leaf collections and displays should not closely resemble work done by others in the same club.

### **Section A – Leaf Collections**

#### **\*Class 1301 Forestry Collection: Beginning** (Choose either A or B)

Only those exhibiting at the fair for the first year may enter this class.

- Exhibit leaves of a minimum of 10 different leaves from native Kansas trees collected within the year. Exhibit can include non-native leaves in addition to the required number of leaf specimens collected from native Kansas trees.
- Exhibit a minimum of 5 native Kansas trees showing leaf, twig and fruit from each species collected.

#### **\*Class 1302 Forestry Collection: Intermediate** (Choose either A or B)

This class is open to those exhibiting either for the first or second time at the fair.

- Exhibit a minimum of 20 different leaves (including 10 new specimens) from native Kansas trees. Exhibit can include non-native leaves in addition to the required number of leaf specimens collected from native Kansas trees.
- Exhibit a minimum of 10 native Kansas trees showing leaf, twig and fruit from each species collected. This exhibit must include 5 new leaf, twig and fruit specimens.

#### **\*Class 1303 Forestry Collection: Senior** (Choose either A or B)

This class is open to those exhibiting either for the third or fourth time at the fair.

- Exhibit a minimum of 30 different leaves (including 10 new specimens) from native Kansas trees. Exhibit can include non-native leaves in addition to the required number of leaf specimens collected from native Kansas trees.
- Exhibit a minimum of 15 native Kansas trees showing leaf, twig, and fruit from each species collected. This exhibit must include 5 new leaf, twig and fruit specimens.

#### **\*Class 1304 Forestry Collection: Advanced** (Choose either A or B)

This class is open to those exhibiting the fifth time or more at the fair.

- Exhibit a minimum of 40 different leaves (including 20 new specimens) from native Kansas trees. Exhibit can include non-native leaves in addition to the required number of leaf specimens collected from native Kansas trees.
- Exhibit a minimum of 20 native Kansas trees showing leaf, twig and fruit from each species collected. This exhibit must include 10 new leaf, twig and fruit specimens.



## Section B – Trees/Forestry

- \*Class 1305 How a Tree Grows – Notebook:** Entry may include a project notebook with 10 or more seeds collected with pictures showing a germination study or a mounting of a thin section of wood cut from the end of a log or top of stump labeled with information such as kind of wood and age of tree when cut or exhibit an illustration of a how a tree grows.
- \*Class 1306 Tree Appreciation Display – Notebook:** Entry may include a research or reporting notebook with no more than 10 pages based on the exhibitor's selected tree. Exhibit must be a different species of tree each year. This notebook may include sketches, drawings, pictures, a story or any other things which will help tell about the tree you have selected.
- \*Class 1307 Growing and Protecting Trees Display/Notebook** - Entry requires a display, or project notebook, telling about project and pictures before, during, and after planting seedlings, a container tree, or a balled and burlapped tree. Maximum tri-fold size is 3' x 4'.
- \*Class 1308 Tree Culture Display/Notebook** - Entry requires a display, or project notebook, showing your project work and includes pictures of before, during and after wood lot improvement. Maximum tri-fold size is 3' x 4'.
- \*Class 1309 How Forests Serve Us** - Entry may include collected wood samples (all or partial) and 2-page essay. Wood sample display to be mounted on poster board or any stiff mounting material no larger than a 3' x 4' trifold. Essay should be displayed in a covered binder.
- \*Class 1310 Educational/Creative Exhibit** - Exhibit must be directly related to tree identification or Forestry. Type of exhibit is open (notebook, poster, collection box, etc.) given a maximum tri-fold size of 3' x 4'. Care should be taken to use durable materials that will withstand Fair conditions. This is a good class to exhibit an unusual collection.

## Division 14 4-H & FFA HORTICULTURE AND LANDSCAPE DESIGN

Superintendent: Jennifer Begnoche, Geri Carlson, Karla Fickes & Adam Knepper

Jr Superintendents: Jenette Begnoche, Jenna Fickes & Keely Knepper

Exhibit Check In: Wednesday, July 24<sup>th</sup>, 9:00-11:00 a.m.

Judging: Wednesday, July 24<sup>th</sup>, 1:00 p.m., Clay County Event Center

1. Read 4-H & FFA General Rules.
2. All horticultural exhibits must be grown by the exhibitor.
3. Use a sturdy disposable plate, bowl or container that will support the weight of the produce.

## Section A – Horticulture

- \***Class 1401 Small vegetable specimen plate** (12) Ex: green snap beans, yellow wax beans, radishes, cherry tomatoes, or other small vegetables.
- \***Class 1402 Medium vegetable specimen plate** (5) Ex: cucumbers, tomatoes, beets, white onions, yellow onions, red onions, radishes, bell peppers, other peppers, okra, parsnips, turnips, sweet potatoes, red potatoes, white or Russet potatoes, carrots, miniature pumpkin, decorative gourds, or other medium vegetables.
- \***Class 1403 Large vegetable specimen plate** (1) Ex: watermelon, summer squash, winter squash, large type pumpkin, eggplant, cabbage, cantaloupe, or other large vegetables.
- \***Class 1404 Fresh Culinary herbs** (6) ex: parsley, basil, dill, etc. Six stems (or a comparable quantity) of one variety of fresh herbs must be exhibited in a disposable container of water. Dried herbs are not accepted.
- \***Class 1405 Small fruits** (one half pint box) Ex. Strawberries, blackberries, raspberries, or other similar sized fruits. (if other, please include name of fruit on entry).
- \***Class 1406 Tree fruits** (plate of 5) Ex. apples, pears, peaches, or similar sized fruits.
- \***Class 1407 Grapes** (plate of 2 bunches)
- \***Class 1408 Garden Display:** Each exhibitor in this class will be limited to four square feet of space. The Garden Display must be exhibited in a tray, basket or container that can be easily moved by the fair staff. The exhibit consists of 5 different types of fresh vegetables or fruits. Canned products and shelled vegetables are not acceptable. Only one variety of each type of vegetable or fruit may be exhibited. The numbers of the 5 types of vegetables or fruits to be exhibited are as follows:
  - Large Vegetables (One Each): Cabbage, Cantaloupe, Eggplant, Large Pumpkin, Squash, Watermelon
  - Medium Vegetables (Five Each): Beets, Carrots, Cucumbers, Decorative Gourds, Potatoes, Miniature Pumpkins, Okra, Onions, Peppers, Radishes, Sweet Potatoes, Tomatoes, or other similar sized vegetable
  - Small Vegetables (Twelve Each): Green snap beans, wax beans, English peas, or other similar sized vegetables
  - Small fruits (One half pint box): Strawberries, blackberries, raspberries, or other similar sized fruits.
  - Tree fruits (5 each): Apples, pears, peaches, or similar sized fruits.
  - Grapes (2 bunches)

## Section B – Notebook

- \***Class 1409 Notebook** - Entry shall consist of a notebook or three ring binder of written narrative describing a horticulture project such as a landscape design, landscape installation, lawn renovation, water garden, flower garden, vegetable garden, lawn mowing service, landscape maintenance business, farmer's market business, or other horticultural

project. 4-H'ers are encouraged to include photographs, illustrations and/or landscape drawings that help explain work done by the member. Photos taken from the same location before, during and after the completion of the project are particularly helpful. Horticulture notebook scoring is based on the following criteria: Organization and General Appearance (neat, includes title page and table of contents, original, creative, etc.) 20%, Narrative (including goals, successes, failures, etc.) 40%, General Content (subject matter, photos, maps, knowledge gained, etc.) 40%.

## Division 15

# 4-H SEWING AND TEXTILE DESIGN (CLOTHING & TEXTILES)

Pre-Fair Superintendent: Peta-Gaye Pearson

Pre-Fair Jr Superintendents: Joni Begnoche & Audra Pearson

Exhibit Check In: Tuesday, July 23<sup>rd</sup>, 6:00-7:00

Judging: Tuesday, July 16<sup>th</sup>, Clay County Event Center

1. Read 4-H & FFA General Rules.
2. Articles, garments, and outfits may have been used/worn, but should be carefully laundered or cleaned before being exhibited.
3. Exhibits should be placed in clear plastic bags. Bags will be removed for clothing display purposes. Items should be hung on swivel or wire hangers.
4. Identification labels sew or use a safety pin, No straight pins may be used to attach labels. Type or print on 3" x 2 ½" piece of cloth: Class Number, District/County, Name. Attach labels on inside of garment (back of neck, center back of waistband, or left end of apron band). Label each piece.
5. Pre-cut kits are acceptable for all clothing classes. All articles/garments must be finished for use.
6. Since care labels are not always available, no care labels will be required. 4-H members should know how to care for fabrics they purchase.
7. **Educational Exhibit Classes:** Share with others what you learned in the Sewing and Textile project. Exhibits may be in the form of a poster, notebook, or display. Take care to select durable materials that will withstand fair conditions. No card table displays are allowed. If the exhibit is a poster, it must be no larger than 22"x 28". If the exhibit is a display, maximum size is not to exceed a standard commercial 3'x4' tri-fold display board. Name and District/County must be clearly marked on educational exhibits.
8. **Recycled Clothing Project:** An item made of at least 50% recycled material (recycled means reusing an existing item in a new way). Could be remaking/redesigning a garment, re-purposing a clothing item for a new use, etc. Must include sewing of some kind. An index card (no larger than 4"x6") MUST accompany entry describing the recycled materials and how they were used in the item.

9. When the exhibit is a sewn garment that also includes one or more Fiber Art techniques (i.e. knitting, crochet, needle arts, or patchwork and quilting), the determination of what division (Clothing or Fiber Arts) and class in which to enter will be left with the 4-H participant.
10. If deserving, a Champion Wool Garment Award will be awarded to the 4-H member with the best wool garment (Clothing or Fiber Arts). To be eligible, item must be made of 60% or more wool. Entry tag must be labeled with the fiber content. Any garment meeting the wool fiber qualification will be automatically entered into the champion wool garment selection. No pre-entry required for this award.

## **Section A – Clothing & Textiles**

### **Beginner (4-H age 7-8)**

**Class 1501 Sewing Kit** should contain but not limited to: hand sewing needles, machine needles, needle threader, shears, small scissors, seam ripper, chalk, pins, thimble, tape measure, seam gauge, pin cushion and thread in a sewing box or container.

**Class 1502 Constructed article, garment, or outfit.** (example: table runners, pillowcases, place mats, curtains, etc.)

**Class 1503 Educational Exhibit, a notebook, poster, or display**

**Class 1504 Recycled Clothing Project**

### **Junior (4-H age 9-11)**

**\*Class 1505 Constructed article, garment, or outfit.** (example: table runners, pillowcases, place mats, curtains, etc.)

**\*Class 1506 Educational Exhibit, a notebook, poster, or display.**

**\*Class 1507 Recycled Clothing Project**

### **Intermediate (4-H age 12-14)**

**\*Class 1508 Constructed article, garment, or outfit.** (example: table runners, pillowcases, place mats, curtains, etc.)

**\*Class 1509 Educational Exhibit, a notebook, poster, or display**

**\*Class 1510 Recycled Clothing Project**

### **Senior (4-H age 15-18)**

**\*Class 1511 Constructed article, garment, or outfit.** (example: table runners, pillowcases, place mats, curtains, etc.)

**\*Class 1512 Educational Exhibit, a notebook, poster, or display**

**\*Class 1513 Recycled Clothing Project**

## **Division 16**

### **4-H FASHION REVUE - SHOPPING IN STYLE**

Superintendents: Megan & Mattie Blackburn

Exhibit Check In: Tuesday, July 23<sup>rd</sup>, 6:00-7:00 p.m.

Judging: Tuesday, July 16<sup>th</sup>, Clay County Event Center

1. Read 4-H & FFA General Rules.
2. No live animals may accompany participant, except for needed service animals.

3. 4-H'ers must participate in the Public Fashion Revue to receive ribbon and premium money.
4. 4-H'ers must model the garment they constructed or purchased within the current 4-H year. If a 4-H'er has constructed a child's garment, the child may model that garment. Constructed garments modeled in the Fashion Revue must also be entered in the clothing division for pre-fair judging.
5. Participant may only model what can be worn. Garments cannot be carried.
6. Contestants should use good sense in choosing items that are appropriate to be modeled publicly.
7. 4-H members may have a maximum of one entry per class in Fashion Revue Buymanship and Fashion Revue Construction for a total of two (2) entries.
8. A complete description and Cost-Per-Wear Form for each entry are due to the Extension office by Monday, July 8. Late descriptions will not be eligible for Grand and Reserve Champion.
9. **Child's Constructed Garment:** An outfit or garment sewn by a 4-H member for a younger child. The outfit/garment will only be judged in consultation judging under Division 15. This class is not judged during the Fashion Revue, but the child may participate in the Public Fashion Revue. Pre-entry is required for the child to participate in the Public Fashion Revue.
10. **Constructed Garments Revue:** Majority of the outfit must be constructed and modeled by the 4-H member who made the garment/outfit. Everything which is commonly considered an outer garment must be constructed (vest, jacket, dress, skirt, pants, coat, etc.) A sweater, blouse or shirt that is worn underneath another constructed garment can be purchased or made.
11. **Buymanship Revue:** Majority of the outfit must be purchased (not borrowed) and modeled by the 4-H member or made by another individual for the 4-H member if the fabric and pattern were chosen by the 4-H member. Everything which is commonly considered an outer garment must be purchased by the 4-H member or constructed by another person (vest, jacket, dress, skirt, pants, coat, etc.).
12. **Shopping In Style:** 4-H members will learn what clothing styles look best on them while they also gain skills in building a versatile wardrobe and staying within their budget. Each year enrolled in Shopping in Style should build on previous year's learning experience.

Exhibit one of the following options that align with the 4-H member's Shopping in Style level.

- a. Posters can be flat poster board or foam board, no larger than 22"x28".
- b. Tri-fold educational displays must be free standing and no larger than 36"x48"
- c. Photos of 4-H members in purchased garments and must demonstrate criteria as outlined on scoresheet. Consider multiple angles, good light and highlight details so that the judge may accurately evaluate the exhibit.
- d. Exhibits should include actual photos of 4-H member in garments and may also include pictures from magazines or the internet.

## **Section A – Child’s Constructed Garment**

**Class 1601** Child’s constructed garment

## **Section B – Junior Fashion Revue (4-H age 7-9)**

**Class 1602** Constructed garment by 4-H’er

**Class 1603** Buymanship garment or outfit

## **Section C – Intermediate Fashion Revue (4-H age 10-13)**

**\*Class 1604** Constructed garment by 4-H’er

**\*Class 1605** Buymanship garment or outfit

## **Section D – Senior Fashion Revue (4-H age 14-18)**

**\*Class 1606** Constructed garment by 4-H’er

**\*Class 1607** Buymanship garment or outfit

## **Section E – Shopping in Style**

**\*Class 1608** **Junior (4-H Age 7-9)** (Only 9-year-olds will be eligible for the State Fair)

**\*Class 1609** **Intermediate (4-H Age 10-13)**

**\*Class 1610** **Senior (4-H age 14-18)**

# **Division 17**

## **4-H FIBER ARTS**

Superintendent: Audie Hartman, Chelsie Langvardt, Annette Smith & Rita Speltz

Jr Superintendent: Gentry Hartman, Bri Langvardt, Sara Smith & Gracie Speltz

Exhibit Check In: Tuesday, July 23<sup>rd</sup>, 6:00-7:00 p.m.

Judging: Tuesday, July 16<sup>th</sup>, Clay County Event Center

1. Read 4-H & FFA General Rules.
2. Fiber Arts is defined as any method of creating a unique design with fiber, fabric, or yarn. This may include making fabric (such as weaving, crochet, knitting, needlepoint) or when existing fabric is changed into something quite different (such as quilting or embroidery or ethnic art.) Ethnic Fiber Arts should use a fiber, yarn, or fabric to create the design exhibit. Non-textile (examples include wood, reed, straw, grass, etc.) baskets/pieces should be entered in the Visual Arts Division.
3. When the exhibit is a sewn garment that also includes one or more Fiber Art techniques (i.e. knitting, crochet, needle arts, or patchwork and quilting), the determination of what division (Clothing or Fiber Arts) and class in which to enter will be left with the 4-H participant.
4. Exhibit all items in a clear plastic bag.
5. Identification labels must be used. Type or print on 3" x 2 ½" piece of cloth: Class Number, District/County, Name, and Fiber Content. Sew or safety pen ID label on the corner of flat articles. For garments, attach ID label front left shoulder seam or left side of waist band. Label each piece.

6. All exhibits which need to be hung MUST have the appropriate sawtooth hanger, rod, wire, or other mechanism attached in order to be properly displayed. If the required hardware is not attached, it may not be displayed.
7. When articles, which are normally worn as a pair, are exhibited, both articles must be shown together. Fasten articles together securely with yarn.
8. Special consideration will be given to articles which are of original design.
9. If deserving, a Champion Wool Garment Award will be awarded to the 4-H member with the best wool garment (Clothing or Fiber Arts). To be eligible, the item must be made of 60% wool or more. Entry tag must be labeled with the fiber content. Any garment meeting the wool fiber qualification will automatically be entered into the champion wool garment selection. No pre-entry required for this award.

## Section A – Fiber Arts

**Class 1701 Crocheting Work Kit**

**\*Class 1702 Crochet**, an article including felted items

**Class 1703 Knitting Work Kit**

**\*Class 1704 Knitting**, an article made either by hand or by knitting machine, including felted items

**\*Class 1705 Needle Arts**, an article created by hand using one or more of the following techniques:

- embroidery and cross-stitch
- needlepoint
- candlewicking
- crewel
- lacework
- applique

**\*Class 1706 Patchwork and Quilting**, an article - It is acceptable practice for the exhibitor to create the patchwork or quilted article and have someone else quilt it.

**\*Class 1707 Rug Making**, a rug - acceptable techniques include braiding, latch hook, tying, floor cloth, etc. The finished product should be an item that would be used in the home.

**\*Class 1708 Spinning**, a skein - minimum 10 yards in length

**\*Class 1709 Weaving**, a woven article - Members should attach information about the type of loom or process used. Woven wood reed baskets should be exhibited in Visual Arts.

**\*Class 1710 Ethnic Arts**, an article: This is defined as a Fiber Art/Textile technique that is associated with a specific country or culture. It is a practical skill that was developed to provide basic family needs such as apparel, home furnishing or decorations. It is also defined as a method that has been maintained throughout history and passed on to others, often by observation and by example. Some examples such as batik, Swedish huck towel weaving, mud cloth, bobbin weaving, tatting, felted items that are not knitted or crocheted, etc. Members should attach information on the history of the ethnic fiber art, where it was used, by whom, how it was used, short description of the technique, etc.

**\*Class 1711 Macramé**, an article

**\*Class 1712 Fiber Arts Educational Notebook.** Share with others what you learned in this project about a particular Fiber Art. Exhibits should be in the form of a notebook or binder. The notebook should include a narrative section describing the fiber art. It should include a clear description of the project, technique, budget, supplies, goals, accomplishments, successes, failures, and future plans. It may include sample of techniques, how-tos, photographs of completed projects, or other ways of educating others about fiber arts. NOTE: a collection of brochures, web pages, patterns, record book forms, etc. does not constitute an educational notebook. Name, local unit and fiber art covered must be clearly marked in the notebook.

**Class 1713 Recycled Fiber Art** – An item made of at least 50% recycled material (recycled means reusing an existing item in a new way.)

## Division 18

### 4-H FOODS – FOODS AND NUTRITION

Superintendents: Amy Chaffee, Natosha Hevelone, Janelle Rieger, Tina Seward,  
Paige Taddiken & Stephanie Wolf

Jr Superintendents: Brier Chaffee, Abby & Charlotte Hevelone, Jacob Rieger,  
Kathryn Seward, Neelly Taddiken, Brielle, Clairra, & Janae Wolf

Consultation Judging: Wednesday, July 24<sup>th</sup>, 12:00 p.m., Clay County Event Center

1. Read 4-H & FFA General Rules.
2. Two copies of the complete recipe with ingredients and instructions must be brought with the entry or the placing will be lowered one ribbon when judged. Recipe may be photocopied, typed, or handwritten. The 4-H'er's name must be at the top of the page of each recipe. If a mix is allowed for a class, bring back panel from the box or package with the exhibit.
3. Each exhibit must be accompanied by an exhibit entry card. DO NOT ATTACH TO EXHIBIT.
4. All baked goods such as cakes and pies must be left whole and uncut. Small items, such as cookies and rolls, should be the same shape and from the same recipe. Items such as cookie bars, scotcheroos, and brownies should be cut into 2"x2" squares. Exhibit 3 cookies, 3 muffins, 3 bread sticks, 3 brownies, 1 loaf bread, etc.
5. Any baked product that can be removed from the pan should be placed on a plate, covered cardboard or disposable container of appropriate size for the exhibit. Coffee cakes and other quick cakes, like banana cake, may remain in a disposable pan. Cupcakes may be in liners, but muffins should not be in liners.
6. Exhibits should be in food grade plastic bags, disposable plastic containers or boxes of appropriate size for the exhibit.
7. Pies and cakes should be entered in disposable aluminum tins.
8. All un-frosted cakes should be exhibited in an upright position with crust showing, except for those cakes made with special designs such as Bundt cakes. They should have top crust down.



9. COMMERCIAL MIXES ACCEPTED only for 4-H ages 7-8. This includes using a commercial mix as an ingredient.
10. Underbaked entries will be lowered one or more ribbon placings.
11. For food safety purposes, any entries with frostings and fillings must calculate the amount of sugar in the frosting/filling recipe only. Calculation must be attached to entry, or the placing will be lowered one ribbon when judged. Frosting and fillings need to contain more than 65% sugar for safety. Examples on how to calculate this percentage are included in the publication located at: <https://bookstore.ksre.ksu.edu/pubs/MF3544/pdf>.
12. For food safety purposes, any food with custard and dairy-based fillings and frostings (ex: cream cheese), raw eggs, flavored oils, "canned" bread or cakes in a jar, cut fresh fruit, any food requiring refrigeration, or unbaked exhibit with raw flour will be disqualified and not judged. Refer to K-State Research and Extension publication, 4-H488, *Judge's Guide for Food and Nutrition Exhibits*, <https://bookstore.ksre.ksu.edu/pubs/4H488.pdf>, and MF3544, Food Safety for Frostings and Fillings <https://bookstore.ksre.ksu.edu/pubs/MF3544.pdf> for information to help you make informed, safe food exhibit decisions. Vegetable shortening frostings are recommended.
13. Alcohol (ex. Wine, beer, and hard liquor) is not allowed as an ingredient in food entries. Entries with alcohol will be disqualified and not be judged.
14. **Food Gift Package:** No alcoholic beverages will be accepted. A food gift package must contain at least three different food items (prepared for human consumption), made by the 4-H'er, in a suitable container no larger than 18"x18"x18". Prepared food items must have recipes attached with the entry. Additional homemade food items beyond the 3 minimum or purchased items also may be included in the gift basket. On a 3 x 5 card, answer these questions: a) what the intended use is; b) what food safety precautions were taken during and after preparation. This entry will count as a non-perishable food product, not as an educational exhibit. Home canned foods must follow Food Preservation rules. Canning jars should not be used for baking per manufacturer's instructions. They could break during baking.
15. **Educational exhibits** may be in the form of a poster, notebook, or display. Follow the copyright laws as explained in the General Rules. Take care to select materials that will withstand fair conditions. No card table displays are allowed. If the exhibit is a poster, it must be no larger than 22"x 28". Displays are not to exceed a standard commercial 3' x4' tri-fold display board. Name and county/district must be clearly marked on educational exhibits. Note: A collection of your favorite recipes in a recipe box or notebook does not constitute an educational exhibit.
16. **Recipe Collection:** Notebook or recipe file which should include recipes used that are age appropriate (other recipes may be included). Guidelines: Division of food categories in alphabetical order. Directions must be easily read. Minimum of five (5) new recipes must be added for each year the 4-H'er is enrolled in the project.
17. **Whole Wheat Contest:** Food item must contain 50% or more whole wheat flour of total flour content. At check-in for Foods judging, inform the superintendent that you would like to participate in the Whole Wheat Contest.

**Section A – Beginner (4-H ages 7-8)**

- Class 1801 Non-perishable food product**
- Class 1802 Educational Exhibit** (See rule # 14 above)
- Class 1803 Food Gift Package** (See rule #13 above)
- Class 1805 Recipe Collection** (See rule #15 above)

**Section B – Junior (4-H age 9-11)**

- \*Class 1806 Non-perishable food product**
- \*Class 1807 Educational Exhibit** (See rule # 14 above)
- \*Class 1808 Food Gift Package** (See rule #13 above)
- Class 1810 Recipe Collection** (See rule #15 above)

**Section C – Intermediate (4-H age 12-14)**

- \*Class 1811 Non-perishable food product**
- \*Class 1812 Educational Exhibit** (See rule # 14 above)
- \*Class 1813 Food Gift Package** (See rule #13 above)
- Class 1815 Recipe Collection** (See rule #15 above)

**Section D – Senior (4-H age 15-18)**

- \*Class 1816 Non-perishable food product**
- \*Class 1817 Educational Exhibit** (See rule # 14 above)
- \*Class 1818 Food Gift Package** (See rule #13 above)
- Class 1820 Recipe Collection** (See rule #16 above)

## **Division 19**

### **4-H FOODS – FAVORITE FOOD SHOW**

Exhibit Check In: Tuesday, July 23<sup>rd</sup>, 6:00-7:00 p.m.

Judging: Sunday, June 23<sup>rd</sup> at 2:00 p.m. in Concordia **OR**

Saturday, June 29<sup>th</sup> at 9:00 a.m. in Washington

1. Read 4-H & FFA General Rules.
2. For all rules and guidelines, refer to the River Valley Favorite Food Show Handbook located at: [www.rivervalley.k-state.edu/4-h/project\\_information.html](http://www.rivervalley.k-state.edu/4-h/project_information.html) under Foods & Nutrition.
3. To be eligible for this division, you must have participated in one of the River Valley District Favorite Food Shows.

**Section A – Favorite Food Show**

- Class 1901 Beginner** (4-H age 7-8)
- Class 1902 Junior** (4-H age 9-11)
- Class 1903 Intermediate** (4-H age 12-14)
- Class 1904 Senior** (4-H age 15-18)

## Division 20

# 4-H FOOD PRESERVATION

Superintendents: Amy Chaffee, Natosha Hevelone, Janelle Rieger, Tina Seward,  
Paige Taddiken & Stephanie Wolf

Jr Superintendents: Brier Chaffee, Abby & Charlotte Hevelone, Jacob Rieger,  
Kathryn Seward, Neelly Taddiken, Brielle, Clairra, & Janae Wolf

Consultation Judging: Wednesday, July 24<sup>th</sup>, 12:00 p.m., Clay County Event Center

1. Read 4-H & FFA General Rules.
2. Exhibits must have been preserved since the previous year's county fair and not exhibited at the previous State Fair.
3. Recipes and processing methods must be from the current, tested resources listed below AND MUST BE ADJUSTED FOR ALTITUDE based on your processing location or it will be disqualified. Processing methods that will be disqualified include open kettle-canning, oven canning, sun canning and using electric multi-cookers. Untested recipes will be disqualified for food safety reasons. Current, tested recipe and processing method resources include:
  - K-State Research and Extension Food Preservation publications
  - Other University Extension Food Preservation publications
  - USDA Complete Guide to Home Canning, @2015
  - So Easy to Preserve, 6<sup>th</sup> edition, The University of Georgia Cooperative Extension Service
  - Ball® Blue Book Guide to Preserving, Edition 37
  - Ball® Complete Book of Home Preserving, @2015 and @2020
  - Canning mixes (i.e. Mrs. Wage's, Ball®)
  - Pectin manufacturers (i.e. SureJell, Ball®)
  - KSRE Rapid Response Center Preservation Recipes
  - National Center for Home Food Preservation
  - Ball® and Kerr
4. Alcohol is not allowed as an ingredient in food preservation entries. Entries with alcohol will be disqualified and not be judged.
5. Each exhibit must have the complete recipe and instructions attached with the entry card, or it will be lowered one ribbon placing. Recipe must include exhibitor name, recipe source, and date of publication and altitude of where food was processed. If using Mrs. Wage's or Ball® mixes, indicate the date the mix was purchased.
6. Exhibits must be in clean, clear standard canning jars, with matching brand (ex: use Ball® lids on Ball® jars, or Kerr lids on Kerr jars, etc.) two-piece lids. Do not use colored jars, fancy padded lids, fabric over wraps or cozies as they interfere with the judging process. No fancy packs unless recipe states to do so (ex: Pickled asparagus). Jars must be sealed when entered. For food safety reasons, the size of jars used must not be larger than the jar size stated in the recipe. (ex: Salsa is canned in pint jars only, no quarts. Note: There are 12-ounce, 24-ounce, and 28-ounce canning jars available and may be used. Use pint jar process recommendations for 12-ounce jars. Use quart jar process recommendations for 24 ounce and 28-ounce jars.

BECAUSE  
QUALITY  
NEVER  
GOES OUT  
OF STYLE



Trends will change and fads may come and go, but there's never a substitute for an outstanding product.

We take pride in building a herd that produces quality red and black Simmental & SimAngus genetics for commercial cattlemen and purebred breeders alike. HSF cattle are built with proven, time-tested pedigrees as part of our *Proof + Performance = Profit* philosophy.

*Visitors always welcome  
Bulls, females and embryos for sale private treaty*

Thank You to our customers for making our Buy Your Way Bull Sales a success. We hope you'll join us for next year's sale from the last Saturday in February to the first Saturday in March

And thank you for supporting our Burlap & Barbed Wire Female sales. Please join us on Columbus Day in odd-number years!

**HOFMAN N**  
*Simmental*

**F A R M S**

Rodney & Kim Hofmann  
2244 19th Rd - Clay Center, KS 67432  
Phone 785-944-3674  
hsfcows@gmail.com  
*visit us online at [www.honestbulls.com](http://www.honestbulls.com)*

7. Each jar exhibited must be labeled. The label must not cover brand name of jar. The label must give: Class Number, Product, Altitude where processed, Canning Method, (water bath, weighted gauge, or dial gauge pressure method). Process Time, Pressure (psi), Date processed including month and year, Name and County/District. Label templates to make adhesive labels may be found at: [https://www.kansas4-h.org/events-activities/fairs/kansas-state-fair/docs/foods-and-nutrition/Foods\\_Label.pdf](https://www.kansas4-h.org/events-activities/fairs/kansas-state-fair/docs/foods-and-nutrition/Foods_Label.pdf)
8. If dried food product is not in a canning jar, it will be lowered one ribbon rating. Suggested amount: 1/3 - 1/2 cup, or three or four pieces per exhibit. All meat jerky must be heated to an internal temperature of 160 degrees F before or after drying. This is not the drying temperature. Dried products must include the recipe, preparation steps, and heating instructions. Jerky not heated to an internal temperature of 160-degree F will be disqualified and not be judged. Heating information can be found in "Dry Meat Safely at Home" [www.ksre.ksu.edu/bookstore/pubs/MF3173.pdf](http://www.ksre.ksu.edu/bookstore/pubs/MF3173.pdf)

### Section A – Beginner (4-H age 7-8)

- Class 2001 Sweet Spreads** (Fruit and/or Vegetables), Syrups; One jar
- Class 2002 Fruits**, Juices, Fruit mixtures (Salsa, Pie Filling, etc.) One jar
- Class 2003 Low Acid Vegetables** (green beans, corn, etc. or vegetable mixtures.); One jar
- Class 2004 Pickles** (Fruit or Vegetable) Fermented Foods, Relishes and Chutney; One jar
- Class 2005 Tomato/Tomato Products** Tomato Juice and Tomato Salsas; (Salsa in pints only, no quarts): One jar
- Class 2006 Canned Meats**; One jar
- Class 2007 Dried Foods**: One Small Jar

### Section B – Junior (4-H age 9-11)

- \***Class 2008 Sweet Spreads** (Fruit and/or Vegetables), Syrups; One jar
- \***Class 2009 Fruits**, Juices, Fruit mixtures (Salsa, Pie Filling, etc.) One jar
- \***Class 2010 Low Acid Vegetables** (green beans, corn, etc. or vegetable mixtures.); One jar
- \***Class 2011 Pickles** (Fruit or Vegetable) Fermented Foods, Relishes and Chutney; One jar
- \***Class 2012 Tomato/Tomato Products** Tomato Juice and Tomato Salsas; (Salsa in pints only, no quarts) One jar
- \***Class 2013 Canned Meats**; One jar
- \***Class 2014 Dried Foods**: One Small Jar

### Section C – Intermediate (4-H age 12-14)

- \***Class 2015 Sweet Spreads** (Fruit and/or Vegetables), Syrups; One jar
- \***Class 2016 Fruits**, Juices, Fruit mixtures (Salsa, Pie Filling, etc.) One jar
- \***Class 2017 Low Acid Vegetables** (green beans, corn, etc. or vegetable mixtures.); One jar

- \*Class 2018 **Pickles** (Fruit or Vegetable) Fermented Foods, Relishes and Chutney; One jar
- \*Class 2019 **Tomato/Tomato Products** Tomato Juice and Tomato Salsas; (Salsa in pints only, no quarts) One jar
- \*Class 2020 **Canned Meats**; One jar
- \*Class 2021 **Dried Foods**: One Small Jar

#### Section D – Senior (4-H age 15-18)

- \*Class 2022 **Sweet Spreads** (Fruit and/or Vegetables), Syrups; One jar
- \*Class 2023 **Fruits, Juices, Fruit mixtures** (Salsa, Pie Filling, etc.) One jar
- \*Class 2024 **Low Acid Vegetables** (green beans, corn, etc. or vegetable mixtures.); One jar
- \*Class 2025 **Pickles** (Fruit or Vegetable) Fermented Foods, Relishes and Chutney; One jar
- \*Class 2026 **Tomato/Tomato Products** Tomato Juice and Tomato Salsas; (Salsa in pints only, no quarts) One jar
- \*Class 2027 **Canned Meats**; One jar
- \*Class 2028 **Dried Foods**: One Small Jar

## Division 21 4-H FOODS – DECORATED CAKES, CUPCAKES, AND COOKIES

Superintendent: Judy Stitt

Consultation Judging: Friday, July 26<sup>th</sup>, 9:00 a.m., Clay County Event Center

1. Read 4-H & FFA General Rules and Division 18 Foods & Nutrition Rules.
2. 4-H'ers enrolled in Foods projects may enter one decorated cake, one decorated cookies and one decorated cupcakes entry.
3. Cakes, cookies or cupcakes decorated with fondant are acceptable.
4. Cakes, cookies, and cupcakes **MUST** be made or baked from a mix or scratch. A decorated food item must be a food item, not a decorated box. 4-H'ers entering decorated cakes, cookies and cupcakes are to bring: **the back panel from the cake/cookie box or package, or the recipe with the exhibit. A recipe for the frosting must be included and written on a card.** Vegetable shortening frostings are recommended, not butter, margarine, or cream. Recipe is available at the Extension Office. No canned frosting allowed.
5. Cupcakes and cookies must follow a theme (example: holiday, birthday, graduation, novelty, etc.). Must have 12 cupcakes or 12 cookies per entry. Cupcakes for the decorated cupcake contest may be displayed in liners.

### **Section A – Decorated Cake**

- Class 2101 Beginner Decorated cake.** 4-H age 7-8. Can include gingerbread house.
- Class 2102 Junior Decorated cake.** 4-H age 9-11. Can include gingerbread house.
- Class 2103 Intermediate Decorated cake.** 4-H age 12-14. Can include gingerbread house.
- Class 2104 Senior Decorated cake.** 4-H age 15-18. Can include gingerbread house.

### **Section B – Decorated Cupcakes**

- Class 2105 Beginner Decorated cupcakes.** 4-H age 7-8.
- Class 2106 Junior Decorated cupcakes.** 4-H age 9-11.
- Class 2107 Intermediate Decorated cupcakes.** 4-H age 12-14
- Class 2108 Senior Decorated cupcakes** 4-H age 15-18

### **Section C – Decorated Cookies**

- Class 2109 Beginner Decorated cookies.** 4-H age 7-8.
- Class 2110 Junior Decorated cookies.** 4-H age 9-11.
- Class 2111 Intermediate Decorated cookies.** 4-H age 12-14
- Class 2112 Senior Decorated cookies** 4-H age 15-18

## **Division 22**

### **4-H DOGS**

## **River Valley 4-H Dog Show**

### **Saturday, July 6th**

Superintendent: Frankie McGee

1. Read 4-H & FFA General Rules.
2. The State 4-H Dog Show Immunization Record (MG-34 Revised October 2017) must be completed for each dog at the show. The fully completed and stamped by veterinarian form must be submitted with fair pre-entry forms by June 24<sup>th</sup>, 2024. Dogs without the immunization record will not be allowed to show. Required vaccinations include: Bordetella, Distemper, Hepatitis, Parvovirus, Parainfluenza, and Rabies. The rabies vaccination must be administered by a licensed veterinarian. All vaccinations must be current. Dogs must be at least 6 months of age at time of show.
3. The 4-H Dog Shows of the four county fairs within the River Valley Extension District will be a combined event with recognition, premiums and ribbons awarded by each individual county fair. The event will be held at the Commercial Building on the Cloud County Fairgrounds. Registration will begin at 8:00 a.m. Show will be at 9:00 a.m. Each county is responsible to provide a superintendent to assist at the dog show, including but not limited to, set up, tear down, records, and awards.

4. The 4-H member must have personally trained and groomed the dog they are going to show.
5. No dog in season will be allowed to show or compete and must be removed from the fairgrounds.
6. A dog may only be shown once in an Obedience class and Rally class for a total maximum of two (2) times. A dog may also be shown in multiple divisions of Showmanship if 4-H members of one 4-H family are in different age divisions.
7. Baiting dogs will not be allowed in the ring.
8. Any dog fouling the ring will receive a white ribbon. Owners should collect all dog waste in plastic bags and dispose in trash.
9. A dog and handler will be dismissed and disqualified due to the dog leaving the ring out of control, the dog being overly aggressive, or handler using abusive language or techniques, or handler displaying unsportsmanlike conduct. Any abuse of dogs on the grounds, or in the ring, will result in disqualification. This decision can be made by the judge inside the show ring and by the superintendent in any location on the show grounds.
10. A well-fitting collar of leather, chain, or fabric is to be used for Obedience and Rally Obedience; and for Showmanship, a show lead that serves as both collar and lead or a fine link chain collar, a "snake" chain, or a fabric slip collar with a narrow, lightweight fabric or leather lead. Spiked, pinch, or special training collars are not allowed. Hanging objects from collars are allowed.
11. Dogs must always be kept on leash except when in the obedience class. Dogs are not allowed to run at large.
12. All classes will follow rules as listed in the published Kansas 4-H Dog rule books: Kansas 4-H Dog Show Rule Book (4H1120 – January 2023).
13. Score sheets are available at [www.kansas4-h.org](http://www.kansas4-h.org) under Projects - Animal Science – Dog under "Project Materials" or through your local Extension Office for showmanship and obedience.
14. **Showmanship:** Entries will be judged on fitting of the dog: clean and well brushed, tone and condition of coat; healthy appearance; teeth, toenails, and eyes. Handler will be judged on alertness, grace, and ease; coordination with the dog; reaction of dog to handler with straight, even gait and movement of dog.
  - Ribbon Groups: Purple 95-100 points  
Blue 90-94.5 points  
Red 80-89.5 points  
White 79.5 points or less
15. **Obedience:** A 4-H member may enter only one dog per class. See advancement rule #16. A score of 170 points or greater (blue or purple) is a qualifying score, with at least 50% in each exercise. In case of tie, a run-off on the heel free exercise will be held with one team performing at a time.
  - Ribbon Groups: Purple 190-200 points  
Blue 170-189.5 points  
Red 150-169.5 points  
White 149.5 points or less
16. **Advancement for Obedience and Rally Obedience:** After receiving two qualifying scores (blue or purple) from two different judges, an obedience level team must advance to the next level at the start of the next 4-H year.



- Ribbon Groups: Purple 90-100 points  
Blue 80-89 points  
Red 70-79 points  
White 69 points or less

### Section A – Showmanship

- Class 2201 Beginner Showmanship** (4-H age 7-8)
- \***Class 2202 Junior Showmanship** (4-H age 9-11)
- \***Class 2203 Intermediate Showmanship** (4-H age 12-14)
- \***Class 2204 Senior Showmanship** (4-H age 15-18)

### Section B – Obedience

- Class 2205 Pre-Novice A**, first year handler, first year dog only. All exercises on leash.
- Class 2206 Pre-Novice B**, Experienced handler with first year dog, first year handler with experienced dog; or experienced handler and experienced dog. All exercises on leash.
- \***Class 2207 Novice**, Experienced handlers with beginner dogs or those not qualifying in Novice the previous year.
- \***Class 2208 Graduate Novice**
- \***Class 2209 Open A**
- \***Class 2210 Open B**
- \***Class 2211 Utility A**
- \***Class 2212 Utility B**

### Section C – Rally Obedience Competition

- Class 2213 Rally Level I** (on lead)
- \***Class 2214 Rally Level II**
- \***Class 2215 Rally Level III**

## Division 23 4-H PETS

Judging: Thursday, July 25<sup>th</sup>, 9:00 a.m., Clay County Event Center

1. Read 4-H & FFA General Rules.
2. Pets will be brought in to show and then taken back home. All pets must be checked out immediately after being judged.
3. Pet must be caged or placed in pen.
4. Cats are required to have a collar and leash. Cats must have proof rabies and distemper shots. Bring current vaccination record to judging.
5. Any animal that has its own judging division cannot be entered in this division, (Ex: Dog, Chicken, Horse, etc.) Exception: guinea pigs and rabbits raised as pets and not meeting criteria to be shown in the Rabbit division may show here.
6. County Fair Recognition – a recognition display will be developed and displayed. Champions Awards will be designated on this display.

## Section A – Pets

**Class 2301 Cats**

**Class 2302 Rabbits**

**Class 2303 Gerbils, Hamster, Ferrets, Guinea Pig**

**Class 2304 Reptiles, Turtles**

**Class 2305 Fish**

**Class 2306 All other Hand Pets**

**Class 2307 Best decorated cage or aquarium**

**Class 2308 Educational Exhibit** – Posters (no larger than 22"x 30") or Notebooks/Scrapbooks

## Division 24 4-H ENTOMOLOGY

Judging: Friday, June 28<sup>th</sup> in Clay Center

Superintendent: Randall Hevelone

Exhibit Check In: Tuesday, July 23<sup>rd</sup>, 6:00-7:00 p.m., Clay County Event Center

1. Read 4-H & FFA General Rules.
2. Resources for exhibiting can be found on the Kansas 4-H Entomology project page.
3. **Collection Classes**
  - a. All entries should be submitted in an 18" x 24" x 3.5" wooden display box with a clear plastic top (such as plexiglass). Boxes can be handmade or purchased as long as they are of the correct size. Box instructions and plans can be located here at [www.kansas4-h.org](http://www.kansas4-h.org) under Projects – Agriculture and Natural Resources – Entomology in the "Project Materials" section.
  - b. 4-H members may choose to use one of two taxonomies:
    - i. As printed in the book, *Insects in Kansas*, OR
    - ii. As printed on the Kansas State University 4-H Entomology publication, "Insects in Kansas Book: 2016 Revised Taxonomy", which comports with the taxonomic conventions of [www.bugguide.net](http://www.bugguide.net)
  - c. Each exhibitor is required to identify each box with two identification labels, both including the exhibitor's name, county/district, class, and a statement of taxonomy used.
  - d. One label goes in the upper left corner of the box (inside) and the other on the lower right corner of the box (outside). Arrange specimens in the box in the box can be displayed lengthwise.
  - e. The number of orders and specimens (and families, where required) must be included on both of the exhibitor's box identification labels. Only one adult insect per species can be used in the Collection Class (Section A) and Notebook Class (Section B), unless labeled as male or female and correctly identified.
  - f. Arrangement of specimens: The preferred method is to arrange the insects in groups or rows parallel to the short sides of the box. Specimens are to be arranged by order in the box, then family where required.

- g. Two labels should be centered on the pin beneath each specimen. First (closest to the specimen) is the common name label and the second label should include date/locality. Full county name and state abbreviation should be on the second label. Collector's name (or host) on the date/locality label is optional.
- h. The specimens should be collected by the exhibitor and should focus on Kansas insects. Insects may be collected from one county into bordering states and labeled accordingly. Please refer to "Entomology Collection Exhibit Resource" for full details on out-of-state insects in collections.
- i. Only specimens of the class Insecta should be included.
- j. Purchased insects are not to be exhibited in the Collections Class (Section A), but they may be used in Educational Displays (Section C).
- k. Specimens of soft bodied insects such as aphids, lice, termites, etc., should be exhibited in alcohol-filled vials; however, the use of alcohol-filled vials should be limited to only those specimens that lose their shape when pinned, since the vials pose a significant hazard to the rest of the collection if they become loose in transit.
- l. Any major violation of rules will result in the exhibit being dropped one ribbon placing. Examples would include, but are not limited to; incorrect display box size, missing paperwork, feet on display boxes, no special project in notebooks, etc.

#### 4. **Notebook Classes**

- a. Individual entries are to be placed for display in a three-ring notebook for competition.
- b. 4-H members may choose to use one of two taxonomies:
  - i. As printed in the book, *Insects in Kansas*, OR
  - ii. As printed on the Kansas State University 4-H Entomology publication, "Insects in Kansas Book: 2016 Revised Taxonomy", which comports with the taxonomic conventions of [www.bugguide.net](http://www.bugguide.net).
- c. 4-H members who have been previously enrolled in or are currently enrolled in the other phases of the Entomology project need to start with the Beginning Phase of Entomology Notebooks, not the Introductory Phase.
- d. Each exhibitor is required to identify the notebook by placing a Title Page in the front of the notebook bearing the exhibitors name, county or district and class the 4-H member is enrolled in and statement of taxonomy used:
  - i. As printed in the book, *Insects in Kansas*, OR
  - ii. As printed on the Kansas State University 4-H Entomology publication, "Insects in Kansas Book: 2016 Revised Taxonomy", which follows [www.bugguide.net](http://www.bugguide.net).

The number of orders, specimens, and families (required in Intermediate and Advanced classes) must also be included on the Title Page.
- e. Specimen pages should be grouped according to order and should include one page per species. If more than one insect is in the photo, an arrow to indicate the identified insect should be used.

- f. Date, common name, full county name, and state abbreviation should be included for each species. The collector's name on the specimen page is optional.
- g. Specimen pages should have two different views of the insect, if possible. If pictures are taken on different dates/localities, include information for both.
- h. A statement describing the habitat where the specimen was found/host plant will be worth 10 bonus points (total, not per page). For Intermediate and Advanced notebooks, this is strongly encouraged.
- i. A divider page is to be placed in front of each order of insects with the order name printed on the tab for the page as well as on the front of the divider page.
- j. For the Intermediate and Advanced classes, insects are also to be grouped by family behind each order divider.
- k. If the exhibitor has been in the same class for more than one year, a separate sheet of paper must be added stating how many years the exhibitor has been in this project class and what the exhibitor did this year to improve their notebook. Place the paper immediately after the Title Page in the front of the notebook.
- l. A special project must be completed each year and included in the notebook. See project guideline materials for specifications.
- m. Refer to the publication, "[Entomology Collection Notebook Guidelines](#)", on the Kansas 4-H Entomology web page for more detailed rules for exhibiting.
- n. Any major violation of rules will result in the exhibit being dropped one ribbon placing. Examples would include, but are not limited to, incorrect display box size, missing paperwork, feet on display boxes, no special project in notebooks, etc.

## 5. Educational Display Classes

- a. Share with others what you learned in this project. Exhibit any activity or learning experience related to the field of entomology or the Teaming with Insects curriculum that does not fit into Entomology Collection or Notebook classes above.
- b. The exhibit may be, but is not limited to, original works, digital presentations (must provide printed hardcopy for exhibit purposes for duration of state fair), programs, websites, games, apps, display box, notebook, display, or poster which the exhibitor has made.
- c. If the exhibit is a wooden display box, it must be 18" x 24" x 3.5" with a clear plastic top (such as plexiglass) and displayed horizontally. If the exhibit is a poster, it must be no larger than 22" X 28". If the exhibit is a display, maximum size is not to exceed a standard commercial 3' X 4' tri-fold display board.
- d. Name and county/district must be clearly marked on educational exhibits.
- e. Any major violation of rules will result in the exhibit being dropped one ribbon placing. Examples would include, but are not limited to, incorrect display box size, missing paperwork, feet on display boxes, no special project in notebooks, etc.

## 6. Monarch Butterfly Educational Display

- a. Exhibits should teach the public about the Monarch Butterfly and/or ways to protect and conserve it. The information could show nectar sources for adult butterflies and food sources for caterpillars, Monarch tagging activities, collection of native milkweed and then packaging it to give to others to plant, a group working together to plant a Monarch friendly garden, etc.
- b. 4-H'er may create a poster, notebook, standard tri-fold diorama, slideshow, or other visual display that shows information on Monarch butterflies.
- c. If a slideshow is created, it should be presented on a zip drive along with a printed copy of the presentation.

## Section A – Collection Classes

**Class 2401 Introductory Entomology** - Designed for beginners. 4-H members may exhibit in this class for a maximum of three years. Display in one standard box. Number of specimens: 18 minimum, 50 maximum. Minimum of six basic orders, listed below:

Orthoptera: grasshoppers, crickets, katydids

Hemiptera: true bugs

Homoptera (suborder): cicadas, leafhoppers, aphids

Coleoptera: beetles

Hymenoptera: wasps, ants, bees

Diptera: flies

Each of these six orders shall be represented by at least three different species. Order labels shall be pinned to the base of the box. Two labels are required on each specimen. See Rule 3.G above for more information.

**\*Class 2402 Beginning I Entomology** - Display in one standard box a minimum of 50 and maximum of 125 species representing at least seven orders. Follow the guidelines listed for Collections. Members can exhibit in this class for a maximum of three years or until they receive a purple ribbon at the Kansas State Fair, whichever comes first; then, they are moved up a class.

**\*Class 2403 Beginning II Entomology** - Display in one standard box a minimum of 75 and maximum of 150 species representing at least nine orders. Follow the guidelines listed for Collections. Members can exhibit in this class for a maximum of three years or until they receive a purple ribbon at the Kansas State Fair, whichever comes first; then, they are moved up a class.

**\*Class 2404 Intermediate Entomology** - Display a minimum of 100 and a maximum of 300 species representing at least 10 orders. Two standard boxes can be used. Follow the guidelines listed for Collections. In addition, family identification is required for all insects in any two of the following six orders (only two will be counted for judging):

- *Insects in Kansas* Book -Orthoptera, Hemiptera, Homoptera, Coleoptera, Hymenoptera, and/or Diptera

OR

- “Insects in Kansas Book: 2016 Revised Taxonomy” Kansas State University 4-H Entomology publication, which comports with the taxonomic conventions found on [www.bugguide.net](http://www.bugguide.net) - Odonata, Orthoptera, Hemiptera, Coleoptera, Hymenoptera, and/or Diptera.

On a piece of paper. List what you did to improve your collection during the current year. Members can exhibit in this class for a maximum of three years or until they receive a purple ribbon, whichever comes first; then, they are moved up a class.

- \*Class 2405 Advanced Entomology** - Display a minimum of 150 and a maximum of 450 species representing at least 12 orders. Three standard boxes can be used. Follow the general guidelines listed for Collections. Family identification is required for all insects belonging to the six basic orders as outlined under the Intermediate class. Only families in the above six orders will be counted for judging. Family identification of insects in the remaining orders is optional, but desirable as long as accuracy is maintained. On a piece of paper, list what you did to improve the collection during the current year, e.g., insect additions/replacements, order/family additions/replacements, leadership efforts used in the projects, and/or what insects have been studied. Attach paper to the back of one of the display boxes. Members may continue to exhibit in this class at the Kansas State Fair for an unrestricted number of years as long as they remain eligible for 4-H membership.

## Section B – Notebook Classes

- \*Class 2406 Introductory Entomology** - Display a minimum of 10 and a maximum of 30 insect species representing at least six different orders. Follow the general guidelines listed for Notebooks, including the Special project. A 4-H member must be of minimum age to compete at the Kansas State Fair. A 4-H member may exhibit in this class for a maximum of two years.
- \*Class 2407 Beginning Entomology** - Display a minimum of 20 and a maximum of 60 insect species representing at least seven different orders. Follow the general guidelines listed for all Notebooks, including the Special project. Members can exhibit in this class for a maximum of three years or until they receive a purple ribbon at the Kansas State Fair, whichever comes first.
- \*Class 2408 Intermediate Entomology** - Display a minimum of 60 and a maximum of 100 species representing at least nine orders. Follow the general guidelines listed for Notebooks, including the Special project. In addition, family identification is required for all insects in any two of the following six orders (only two will be counted for judging):
- *Insects in Kansas* book -Orthoptera, Hemiptera, Homoptera, Coleoptera, Hymenoptera, and/or Diptera
- OR
- “Insects in Kansas Book: 2016 Revised Taxonomy” Kansas State University 4-H Entomology publication, which

Coleoptera, Hymenoptera, and/or Diptera

A 4-H member may exhibit in this class for a maximum of three years.

A 4-H member may move up if they receive a purple ribbon.

- \*Class 2409 Advanced Entomology** - Display a minimum of 100 and a maximum of 200 species representing at least 12 orders. Follow the general rules listed for Notebooks, including the Special project. Follow the general guidelines listed for Notebooks. Family identification is required for all insects belonging to the six basic orders outlined under the Intermediate class. Only families in the above six orders will be counted for judging. Family identification of insects in the remaining orders is optional, but desirable as long as accuracy is maintained. Members may continue to exhibit in this class for an unrestricted number of years as long as they remain eligible for 4-H membership.

### Section C – Educational Display Classes

- \*Class 2410 Beginning** - Class for individuals that are exhibiting in the Beginning I and II Collection or Beginning Notebook Classes. If only exhibiting in this category, then 4-H ages 7-12.
- \*Class 2411 Intermediate** - Class is for individuals that are exhibiting in the Intermediate Collection or Intermediate Notebook Classes. If only exhibiting in this category, then 4-H ages 11-14.
- \*Class 2412 Advanced** - Class is for individuals that are exhibiting in the Advanced Collection or Advanced Notebook Classes. If only exhibiting in this category, then 4-H ages 13-18.

### Section D – Honey

**Class 2413 Extracted/Strained Honey** – Light and/or amber. Entry shall consist of three 1-lb. glass Queenline jars or clear glass jars with no inner seals in lids. All jars must be plain and free of labels.

**Class 2414 Other Honey** – Wax, Comb, etc.

### Section E – Monarch Butterfly Educational Displays

- \*Class 2415 Beginning** - Monarch Butterfly Educational Display Class for 4-H members enrolled in the beginning I or II Entomology.
- \*Class 2416 Intermediate** - Monarch Butterfly Educational Display Class for 4-H members enrolled in Intermediate Entomology.
- \*Class 2417 Advanced** - Monarch Butterfly Educational Display Class for 4-H members enrolled in Advanced Entomology.

**CATERING**  
**DIECK'S**  
**LAY CENTER**

35 Minutes from Manhattan  
Junction City Area

PARTIES • WEDDINGS • PICNICS

PICK UP • DELIVERY ONLY

FULL SERVICE CATERING AVAILABLE

**CLAY CENTER**  
**LOCKER**  
WILD GAME PROCESSING

Brisket • Ham • Smoked Pork Loin • Smoked Pulled Pork  
Prime Rib • Party Trays • Full Line of Side Dishes

[www.claycenterlockerplant.com](http://www.claycenterlockerplant.com)

**785-632-5550**

516 Grant Ave. • Clay Center

# Division 25

## 4-H GEOLOGY

Judging: Friday, June 28<sup>th</sup> in Clay Center

Superintendent: Randall Hevelone

Exhibit Check In: Tuesday, July 23<sup>rd</sup>, 6:00-7:00 p.m., Clay County Event Center

1. Read 4-H & FFA General Rules.
2. The exhibit box should be 18" x 24" x 3½". Plexiglass covers are required. Boxes with glass covers WILL NOT be accepted. All specimens are to be arranged across the narrow (18") dimension of the exhibit box, making the exhibit exactly 18" across the top and 24" deep. If a box has a sliding plexiglass cover, it must be removable from the top. Screws, locks, or other devices that would prevent judges from removing the cover should not be used. For Lapidary classes 2509 – 2514 only, the dimensions of the box should be appropriate for the display, but they should not exceed 18" x 24" x 3½".
3. Each exhibitor is required to identify each display box by placing an identification label bearing name, county/district, and number of specimens in the upper left-hand corner of the plexiglass cover (inside -- use clear double-sided tape to adhere gummed labels) and by attaching a label with the same information on the lower right corner of the box (outside).
4. Exhibitors may enter in both geology and lapidary classes. Exhibitors may show in only one of the following geology classes: 2501, 2502, 2503, 2504 or 2505. Exhibitors may also show in geology class 2506 (special exhibit), 2507 Mineralogy, 2508 Fossils, and in one lapidary class.
5. Geology specimens should be labeled with the number of the specimens, date collected, specimen name or description, and locality (county only) where collected.
6. For geology classes 2501, 2502, 2503, 2504, and 2505, specimens should be mounted in the box by proper groups - rocks, minerals, and fossils. Fossils must be identified to phylum, class, and genus levels. Genus must begin with a capital letter. Species name is all lower case. Genus and species names must either be italicized or underlined, not both. The words, "phylum, class, genus" on labels are to be spelled out, not abbreviated. More than one specimen of the same kind of rock, mineral, or species of fossil may be exhibited if this duplication represents a different geological formation. Specimen label must show this distinction (e.g., Fort Hays limestone, not just limestone; calcite from the Greenhorn Formation, not just calcite; Phylum: Brachiopoda Class: Articulata Genus: Composita from the Morrill Limestone Member, not just Phylum: Brachiopoda Class: Articulata Genus: Composita).
7. For geology classes 2501-2505 and 2507, all specimens must be collected by the participant (not purchased) from locations in Kansas, except for Tri-State Mining Area specimens collected from these three adjacent counties: Ottawa County, OK; Newton and Jasper Counties, MO. Other out-of-state specimens will not count in the minimum number for the class, nor will they be considered in the judging.



8. Lapidary:

- a. The lapidary classes will be judged on the following criteria:
  - Workmanship and Content - 60 points
  - Presentation and Showmanship - 30 points
  - Accuracy of Information - 10 points
- b. All lapidary specimens should be labeled with the following information:
  - Specimen name; Place of origin (country, state, or county; county required for Kansas specimens); Purchased or self-collected; Date lapidary treatment began; Date lapidary treatment completed (treatment completed after the State Fair is considered a new year specimen).
- c. Special lapidary exhibits should be entered in class 2514. Please note that each member is limited to one entry in this class.

**Section A – Geology**

- Class 2501 Geology.** Display at least seven rocks, minerals, or fossils collected during the current 4-H year. The exhibitor is limited to one exhibit box. For youth displaying in Geology for 4-H, age 7- and 8-year-olds.
- \*Class 2502 Geology.** Display at least 15 rocks, minerals, or fossils collected during the current 4-H year. The exhibitor is limited to one exhibit box. This class is open to those exhibiting for their first year at the Kansas State Fair.
- \*Class 2503 Geology.** Display at least 30 different rocks, minerals, or fossils, at least five of each. Fifteen must be collected during the current 4-H year. The exhibitor is limited to one exhibit box. This class is open to those exhibiting for their first or second year at the Kansas State Fair.
- \*Class 2504 Geology.** Display at least 45 rocks, minerals, or fossils, at least five of each. Fifteen must be collected during the current 4-H year. Exhibit limited to two boxes. Identify the rocks as igneous, metamorphic or sedimentary. These rock types must be spelled out on labels or have a legible key. This class is open to those exhibiting for their third or fourth year at the Kansas State Fair.
- \*Class 2505 Geology.** Display at least 60 rocks, minerals, or fossils, at least five of each. Fifteen must be collected during the current 4-H year. Exhibit limited to two boxes. Identify the rocks as igneous, metamorphic or sedimentary. These rock types must be spelled out on labels or have a legible key. This class is open to those exhibiting for their fifth or more year at the Kansas State Fair.
- \*Class 2506 Geology Educational Exhibit:** Exhibit relating to everyday living; or to a mineral test, a rock formation, geological history, species of a fossil, forms of one mineral, a variation of one kind of rock, archaeological artifact, or Indian artifact. Digital formats are accepted. Please make arrangements for the judge to view your exhibit and have a hard copy for display. Exhibit limited to 4' of table space. Care should be taken to use durable materials that will withstand fair conditions. Exhibitors may also exhibit in lapidary class.

# GIBSON

# ACE Hardware

The helpful place  
728 W. Crawford St.  
Clay Center, KS  
785-632-3147

Store Hours:  
Monday-Friday 8-9  
Saturday 8-7  
Sunday 11-6

WE WORK TO



CLAY COUNTY

*"Embrace our Space"*

Economic Development  
Business Assistance & Financing  
Community Outreach Development  
Downtown Revitalization  
Health Care Navigation  
Travel & Tourism

517 Court Street  
Clay Center, Kansas  
67432  
(785) 632 - 5674  
[www.growclaycounty.org](http://www.growclaycounty.org)



## The Coachlight Restaurant

Longford, Ks  
785-388-2437

**Hours:**  
Monday - closed  
Tuesday - closed  
Wednesday thru Saturday 8 to 8 pm  
Sunday 11 to 2 pm

**WEDNESDAY - MEXICAN** *Buffet Every Sunday*  
**THURSDAY - FRIED CHICKEN**  
**FRIDAY - SHRIMP**  
**SATURDAY - BBQ COUNTRY**  
**STYLE RIBS &  
OTHER SPECIALS**

"Good Food - Friendly People"  
Worth the drive.....



**Lippert Grain, Inc.**  
P.O. Box 132  
Green, KS 67447  
**785-944-3315**

- \*Class 2507 Mineralogy.** Display a minimum of 15 mineral specimens collected in Kansas, at least five of which have been collected during the current 4-H year. The minerals are to be grouped by mineral class (e.g., Carbonates, Oxides, Silicates) and at least three classes must be represented. Exhibitors must use one standard display box (see Rule 2). The specimens must be labeled with the number of the specimen, date collected, name of specimen, county where collected, and chemical composition (e.g., CaCO<sub>3</sub> to calcite) if known.
- \*Class 2508 Fossils.** Display a minimum of 15 fossil specimens collected by the participant in Kansas, at least five of which have been collected during the current 4-H year. The fossils are to be grouped by phylum and class, and at least three phyla must be represented (Brachiopoda, Chordata, Mollusca, etc.). Exhibitors must use one standard display box (see Rule 2). The specimens must be labeled with the following information: number of the specimen; date collected; county where collected; formation, member, or source; phylum, class, and genus or part; and geologic age (Cretaceous, Permian, Pennsylvanian, etc.). See Rule 6 for additional fossil labeling expectations.

## Section B – Lapidary

- Class 2509 Lapidary.** Display at least two varieties of polished (tumbled) specimens and two varieties of unpolished specimens that have not yet received lapidary treatment. These do not have to be an example of “before and after”, nor do they have to be self-collected. Locales must be identified.
- \*Class 2510 Lapidary.** Display at least five varieties of polished (tumbled) specimens and five varieties of unpolished specimens that have not yet received lapidary treatment. These do not have to be an example of “before and after”, nor do they have to be self-collected. Locales must be identified.
- \*Class 2511 Lapidary.** Display “before-and-after” examples of at least three varieties of specimens, at least two tumble-polished and two unpolished of each. There is no requirement that the exhibitor collect any of these. Locales must be identified. Lapidary work should be done during the current 4-H year.
- \*Class 2512 Lapidary.** Display before-and-after examples of at least six varieties of specimens, at least two tumble-polished and two unpolished of each. At least two varieties should be collected from the native site by the exhibitor, at least one of which comes from Kansas. Locales must be identified. Lapidary work on at least three varieties should be done during the current 4-H year.
- \*Class 2513 Lapidary.** Display before-and-after examples of at least nine varieties of specimens, at least two tumble-polished and two unpolished of each. At least three varieties should be collected from the native site by the exhibitor, at least two of which come from Kansas. Locales must be identified. Lapidary work on at least three varieties should be done during the current 4-H year.

**\*Class 2514 Lapidary.** Exhibit at least six specimens that have not previously been exhibited, which have received lapidary treatment. Lapidary treatment may consist of polishing, and end, face, or flat lapping. Specimens must represent at least three different varieties and include at least three cabochons of any size or shape, only one of which may be free formed (a cabochon is a style of cutting in which the top of the stone forms a domed or curved convex surface). Three of the specimens must be mounted into jewelry findings.

## **Division 26**

### **4-H PHOTOGRAPHY**

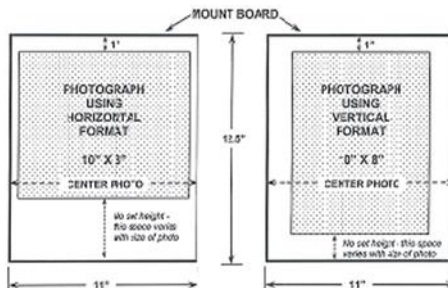
Superintendents: Laura Desrosiers, Karla Fickes, Cindy Geer, Cindy Maichel  
Marcy Schooley & Tina Seward

Jr Superintendents: Jenette Begnoche, Jenna Fickes, Ryan Geer, Slade Griffiths,  
Chayla Maichel, Kathryn Seward, Addisyn & Jaxson Stapp  
Consultation Judging: Tuesday, July 16<sup>th</sup>, Clay County Event Center

1. Read 4-H & FFA General Rules.
2. 4-H members may enter a total maximum of 10 entries in the photography division. With a maximum of four entries in color and four entries in black and white, or 1. A maximum of one entry is allowed in each photo album and photo story.
3. Photographs entered must be the result of the current year's project work by the 4-H member. Photo images must be taken by the 4-H Member (exhibitor).
4. Photographs taken with a digital camera and having no more adjustments than exposure, color intensity or correction, one-click filter effect, red eye removal, cropping, dodging, and burning should be entered in the standard color or black and white classes. HDR photos are to be entered in the standard photo class.
5. My Favorite 4-H Photography Display: This new class is only for those photography project members with 10 or more years of experience. This class is a non-judged mounted display consisting of four favorite photos from the members photography career in 4-H. All photos and a fifth biography/description with details of why they are regarded as most significant will be mounted on white or cream studio mat board. Photos and biography/description will be displayed on one row of the photography display. This class is an extra way to showcase the development and accomplishments of the 4-H members photography career. Members can still enter in two other classes, if they are enrolled 8 or more years in the photography project.
6. The black-and-white classes are for black-and-white prints only. Monochromatic prints, including sepia prints, are considered color photos and must be entered in the appropriate color photo class.
7. Appropriate photo subject matter: Photographic subject matter is expected to follow 4-H standards. For a sense of prohibited subject matter, review the Kansas 4-H member Code of Conduct; in general, if it is not allowable at a 4-H event, it is not allowable in a 4-H photograph at the Fair.

8. Photos with a live subject(s) on railroad right of way or photos taken from railroad right of way property will not be displayed in Kansas 4-H Photography and will be disqualified and not judged.
9. Decisions, as to display and/or penalties, will be made as a collaborative effort between the judge, superintendent, and Extension agent.
10. Photo Mounting and Display Instructions. Improperly mounted photos will be awarded one ribbon placing lower than the placing determined by the official judge.
  - a. Photos are to be mounted photo across the narrow 11" dimension of an 11" x 12.5" sheet of white or cream studio matte board, which may be purchased at the local Extension Office. Photos mounted on poster board will not be displayed.
  - b. A full coverage, permanent mount (spray adhesive recommended or heat mount) must be made.
  - c. No lettering, including dates, is permitted on the front of the mount or on the photo. No underlay or borders are to be used.
  - d. All photos must be no larger than 8"x10" and no smaller than 7"x9", after trimming.
  - e. Improperly mounted photos, oversize or undersized photos or photos with the white borders not removed or lettering (including dates) on the photo, will be dropped one placing lower than the placing determined by the judge.
  - f. Photos must be mounted with the top edge of the print 1" below the top of the mount. (Board is always oriented narrow side up). The sides of the print must be equal distance from the two sides of the mount. (Exception -- Picture Story, Class 2909).
  - g. To protect exhibits from dust and moisture, place the mounted photo in an unsealed protective plastic bag available at the local Extension Office. DO NOT seal the bag.
  - h. On the back of the mount, write; the exhibitor's name, photo class, and "River Valley District/County".
  - i. Do NOT attach your entry card to the photo. Take the completed entry card with you to the judging and give it to the superintendent.

PHOTO DISPLAY INSTRUCTIONS



## Section A – Photography

- \*Class 2601 Color photos taken by 4-H'er with 3 years or less in the project.
- \*Class 2602 Color photos taken by 4-H'er with 4 - 7 years in the project.
- \*Class 2603 Color photos taken by 4-H'er with 8 or more years in the project.
- \*Class 2604 Black and white photos taken by 4-H'er with 3 years or less in the project.
- \*Class 2605 Black and white photos taken by 4-H'er with 4 – 7 years in the project.
- \*Class 2606 Black and white photos taken by 4-H'er with 8 or more years in the project.
- \*Class 2607 **My Favorite 4-H Photography**
  1. This is a “display only” class.
  2. Eligible members must have enrolled in Photography for 10 or more years.
  3. Requirements are.
    - a. Choose a total of 4 of your favorite photos from any of the years enrolled in photography. If used previously in competitive exhibits, remove all data slips and stickers. If the photo is an unmounted print, mount it using standard 4-H requirements and mat board.
    - b. Develop a short biography piece.
      - Tell how/when an interest in photography began.
      - Explain why each of the four photos is a favorite.
      - Share the skills learned because of photography. Think beyond camera skills and include leadership, community service, etc.
      - Tell of any mentors/leaders worked with.
      - Share workshops or camps pertaining to photography that you attended.
      - Explain (if relevant) any plans to use photography skills beyond 4-H/high school.
      - Include a small (2" x 3") photo of yourself and the start of the biography.
      - Print the biography document and mount it on a standard mat board.
  4. Place name and Extension unit on the back of each of the 5 mat boards in the upper right-hand corner.
  5. This exhibit does not have to qualify at the county/district level to exhibit at the Kansas State Fair.
  6. There is no data slip required.
  7. A member who qualifies to exhibit in this class is still allowed to enter two prints and a portfolio for judging if qualifications for those classes are met.

**Class 2608 Photo Albums:** Include a cover and a minimum of four pages. Include a short explanation of the purpose of the album on the inside of the front cover.

**Class 2609 Photo Story:** Series of 2-5 photos that tell a story (landscape, human interest, animal actions, etc.) Photos may be any size. Photos must be mounted on no more than three 11 x 12.5 photography mounting boards

## **Section B – Portfolio Classes**

### **\*Class 2610 - Growth Portfolio**

1. Member is eligible for this class beginning with the third year of enrollment in the 4-H photography project.
2. Exhibit will consist of one photo for each year of enrollment. Each photo must have been created in a different year and must be labeled with the year taken/project enrollment year. A maximum of five photos may be included, if the member has 5 or more years of enrollment. Photos are not required to be in a consecutive order. For example, a 9-year-old with 3 years enrollment in photography is eligible to enter a growth portfolio. The portfolio in this example should have 1 photo from 7-year-old year, 1 photo from the 8-year-old year, and 1 photo from the 9-year-old year. The growth portfolio class may start at any time in the member's photography career. For an older member, the growth portfolio would represent any 5 years in the project, for example, years 1, 3, 5, 7, and 9 for a member having project enrollment totaling 9 years.
3. Photos must be 8" x 10" and may be color or black and white and must be mounted.
4. An information sheet must accompany each photo giving the brand and model of the camera used to create the photo. The settings for focal length, aperture, mode, and shutter speed must also be listed.
5. The skill set used to create the photo must be given and explained. The main goal for each year should be listed.
6. Beginning with photo 2, member description of GROWTH in project skill must be included on the information sheet.
7. The exhibit will consist of photos arranged in chronological order of enrollment, an information sheet on each photo, and all information listed in #6 and #7. A portfolio book will be required to exhibit.

### **\* Class 2611– Career Portfolio**

1. Member must have been enrolled in Photography for 5 (five) or more years OR member must be age 15 -19 and have been enrolled in photography for at least two (2) years.
2. The exhibit will consist of ten (10) 8 x 10 photos showing skill development in one of the following photography areas: Portraiture, Special Effects (not done with a computer), Landscape, Photo Journalism, Black and White, Nature/Wildlife or Graphic Design

Proudly Supports Our Area 4-H  
Families!



**United**  
Bank & Trust

*Banking for your way of life*

[www.ubankonline.com](http://www.ubankonline.com)  
Member FDIC



ROOFING • RESIDENTIAL & COMMERCIAL • ALL TYPES  
INCLUDING COATINGS SEAMLESS GUTTERING SIDING

**FREE ESTIMATES**  
**800-273-4755**

785-632-6357  
Fax: 785-632-3614  
Cell: 785-632-4899

[www.mcgeeroofing.net](http://www.mcgeeroofing.net) • [mcgeeroofing@sbcglobal.net](mailto:mcgeeroofing@sbcglobal.net)



(computer skills with photos). Photos may have been created over multiple project years.

3. Photos may be color except if the Black and White option is chosen and must be unmounted.
4. An information sheet must accompany each photo giving the brand and model of the camera used to create the photo. The settings for focal length, aperture, mode, and shutter speed must also be listed.
5. A one-page summary should accompany the portfolio listing the goal for pursuing this area of photography and what skills were learned while doing so. Mentors should be acknowledged. Career exploration can also be described.
6. The exhibit will be presented in a notebook designed for a portfolio review with pages for required information from #4 and #5.

NOTE: A member may enter only one portfolio each year. The portfolio must have qualified at the County/District Level.

## Division 27

### 4-H VISUAL ARTS

Superintendents: Marsha Argo, Becky Beach, Jennifer Begnoche, Amy Burr,  
Kristi Hager, Kristen Sisk & Stacie Stewart

Jr Superintendents: Michael Beach, Jenette Begnoche, Austin & Callen Burr,  
Colt Hager, Dominic Sisk & Sierra Stewart

Exhibit Check In: Tuesday, July 23<sup>rd</sup>, 6:00-7:00 p.m.

Judging: Tuesday, July 16<sup>th</sup>, Clay County Event Center

1. Read 4-H & FFA General Rules.
2. Fiber Arts offers fair classes for quilting, embroidery, counted-cross stitch, etc., and should be entered in the Fiber Arts Division.
3. Articles exhibited must be an original design created by the exhibitor. See copyright guidelines in the general rules.
4. All paintings, sketches, etc. are strongly encouraged to be matted or framed. If you choose not to mat or frame, you assume risk of damage to the exhibit(s) and understand that displaying said exhibit(s) may be hindered or completely unable to be displayed.
5. All exhibits which need to be hung (including all fine arts) MUST have a wire or saw tooth hanger attached (no string or tape) for them to be properly displayed. If hardware is not attached, ribbon placing will be lowered one ribbon and it may not be displayed.
6. Large art items will **not** be accepted. Exhibits must be of manageable size and be easily transported and displayed by one person.
7. No plants or plant materials needing watering can be entered as an art display or item.
8. Building Models need to be displayed on a stable and secure platform. Exhibits must be easily transported and displayed by the Superintendent.

9. All exhibits are entered at your own risk.
10. Visual Arts County Fair judges will select one entry (ages 9-18) in Fine Arts, Clay and Ceramics, Leather and Jewelry, Three-Dimensional and General Crafts to advance on to the Kansas State Fair and Honorable Mentions. These selected entries do not have to be Champion or Reserve Champion ribbon winners. Kansas State Fair chosen exhibits and Honorable Mentions will be designated with an emblem, which may be a sticker, note, or other form.

**Section A – Junior Division (4-H age 7-9) (ONLY 9-year-olds are State Fair Eligible)**

- \*Class 2701 Fine Arts** Oil, chalk, charcoal, dyes, pastels, pencil, ink, acrylic, or watercolor on canvas, canvas board, paper, wood, metal, or textiles, framed as a picture, prepared for hanging. Stretched canvas art on a wooden frame is considered prepared for hanging provided that the frame has a hanger.
- \*Class 2702 Clay and Ceramics** Any original item made of clay; may be fired or unfired, hand formed, or thrown on a wheel. Self-hardening, fire/oven-cured, and/or cornstarch clays are acceptable. Items can include, but are not limited to, clay statues, bowls, etc.
- \*Class 2703 Leather and Jewelry** Any leather stamping, carving, tooling, lacing, or stitching piece or any jewelry piece made from any medium are acceptable exhibits.
- \*Class 2704 Three-Dimensional** The piece must be observable on at least three sides and should be either free-standing or prepared to be hung. Craft and pre-formed or assembled projects are not acceptable.
- \*Class 2705 General Crafts** This category incorporates miscellaneous pieces that do not correspond to the four, above mentioned categories.
- Class 2706 Building Models** (Kits and /or imagination – Knex, Lego, etc.)

**Section B – Intermediate Division (4-H age 10-13)**

- \*Class 2707 Fine Arts** Oil, chalk, charcoal, dyes, pastels, pencil, ink, acrylic, or watercolor on canvas, canvas board, paper, wood, metal, or textiles, framed as a picture, prepared for hanging. Stretched canvas art on a wooden frame is considered prepared for hanging provided that the frame has a hanger.
- \*Class 2708 Clay and Ceramics** Any original item made of clay; may be fired or unfired, hand formed, or thrown on a wheel. Self-hardening, fire/oven-cured, and/or cornstarch clays are acceptable. Items can include, but are not limited to, clay statues, bowls, etc.
- \*Class 2709 Leather and Jewelry** Any leather stamping, carving, tooling, lacing, or stitching piece or any jewelry piece made from any medium are acceptable exhibits.
- \*Class 2710 Three-Dimensional** The piece must be observable on at least three sides and should be either free-standing or prepared to be hung. Craft and pre-formed or assembled projects are not acceptable.
- \*Class 2711 General Crafts** This category incorporates miscellaneous pieces that do not correspond to the four, above-mentioned categories.
- Class 2712 Building Models** (Kits and /or imagination – Knex, Lego, etc.)

## Section C – Senior Division (4-H age 14-18)

- \*Class 2713 Fine Arts** Oil, chalk, charcoal, dyes, pastels, pencil, ink, acrylic, or watercolor on canvas, canvas board, paper, wood, metal, or textiles, framed as a picture, prepared for hanging. Stretched canvas art on a wooden frame is considered prepared for hanging provided that the frame has a hanger.
- \*Class 2714 Clay and Ceramics** Any original item made of clay; may be fired or unfired, hand formed, or thrown on a wheel. Self-hardening, fire/oven-cured, and/or cornstarch clays are acceptable. Items can include, but are not limited to, clay statues, bowls, etc.
- \*Class 2715 Leather and Jewelry** Any leather stamping, carving, tooling, lacing, or stitching piece or any jewelry piece made from any medium are acceptable exhibits.
- \*Class 2716 Three-Dimensional** The piece must be observable on at least three sides and should be either free-standing or prepared to be hung. Craft and pre-formed or assembled projects are not acceptable.
- \*Class 2717 General Crafts** This category incorporates miscellaneous pieces that do not correspond to the four above-mentioned categories.
- Class 2718 Building Models** (Kits and /or imagination – Knex, Lego, etc.)

## Division 28

### 4-H INDIVIDUAL PROJECT DISPLAYS

Superintendents: Laura Desrosiers & Marcy Schooley

Check-in: Tuesday, July 23<sup>rd</sup>, 6:00-7:00 p.m.

Judging: Wednesday, July 24<sup>th</sup>, 9:30 a.m., Clay County Event Center

1. Read 4-H & FFA General Rules.
2. 4-H members may exhibit any project not covered in separate fair classes. Exhibit may be a display, constructed model, poster, or anything that the 4-H member has made as a part of their project. Project notebooks, posters and displays must represent a project carried by the 4-H member.
  - A. Individual Project Displays may include Leadership, Civic Engagement, and Exploring 4-H posters.
3. Entries may be made as an individual. A booth may be a collaboration between any 4-H members within county.
4. Poster size no larger than 22"x 30".
5. Display size maximum size is 2' x 3' x 18" depth – science fair type tri-fold display board.
6. Booth size is approximately 6 x 6'. Booth should be reserved by fair pre-entry deadline on Fair Entry. Each booth will be labeled with the exhibitor's name. Attach entry card to the booth.

## Section A – Individual Project Displays

- Class 2801 Junior Division:** Notebook, Poster, or Display (4-H age 7-9 by January 1<sup>st</sup> of the current year)
- Class 2802 Intermediate Division:** Notebook, Poster, or Display (4-H age 10-13 by January 1<sup>st</sup> of the current year)
- Class 2803 Senior Division:** Notebook, Poster, or Display (4-H age 14-18 by January 1<sup>st</sup> of the current year)
- Class 2804 Other type of exhibit** - anything exhibitor has made as part of their project that cannot be entered under another division or class)

## Section B – Booth

- Class 2805 Booth** (booth size 6'x6')

# Division 29

## 4-H INTERIOR DESIGN AND ARCHITECTURE (HOME ENVIRONMENT)

Superintendents: Laura Desrosiers & Marcy Schooley

Check-in: Tuesday, July 23<sup>rd</sup>, 6:00-7:00 p.m.

Judging: Wednesday, July 24<sup>th</sup>, 9:30 a.m., Clay County Event Center

1. Read 4-H & FFA General Rules.
2. A summary including plans, explanation of how the item(s) was made or refinished, and how it fits into the color and design of the room. Summary could also include project inspiration, challenges, who helped you, and any other information that could be helpful to the judge. Summary should be in a plastic protective sleeve and attached to exhibit.
3. Projects with missing or insufficient summary will be lowered one ribbon placing (i.e., a blue-ribbon exhibit will receive a red ribbon).
4. Exhibits should be of high quality (as compared to quick, simple crafts), suitable for use in the home for several months throughout the year. Holiday-specific items are discouraged.

## Section A – Exhibits

- \*Class 2901 Single Exhibit.** An article (furniture, fixtures, interior or exterior, etc.) made or refinished by the 4-H member for the home. Must include attached summary (see rule 2).
- \*Class 2902 Design Board.** Boards must be on foam core or a standard tri-fold display. Include: color scheme, wall treatment, floor treatment, samples, etc. and/or floor plan for a room. Must include attached summary (see rule 2).
- \*Class 2903 Notebook.** Notebooks may include floor plans, swatches, colors, stories, photographs, and project records which detail what was accomplished this year with a given indication of long-term plans. Notebooks should also include project inspiration, challenges, who

helped you, and any other information that could be helpful to the judge.  
Additional summary is not required for Notebook exhibits.

## **Division 30**

### **4-H READING**

Superintendents: Laura Desrosiers & Marcy Schooley

Check-in: Tuesday, July 23<sup>rd</sup>, 6:00-7:00 p.m.

Judging: Wednesday, July 24<sup>th</sup>, 9:30 a.m., Clay County Event Center

1. Read 4-H & FFA General Rules.
2. Reading exhibits can include any of the following categories:
  - a. Poster Size (no larger than 22"x 30")
  - b. Display Size (maximum size is 2' x 3' x 18" depth –commercial type tri-fold display board)
  - c. Book Review (can be written or typed, but must have a protective cover)
  - d. Diorama Size – replicated room or scene from book (no larger than 24"x18"x18")

#### **Section A – Reading**

**Class 3001 Junior Division** (4-H age 7-9)

**Class 3002 Intermediate Division** (4-H age 10-13)

**Class 3003 Senior Division** (4-H age 14-18)

## **Division 31**

### **4-H SHOOTING SPORTS**

Superintendent: Morree Floersch

Jr Superintendent: Drew Floersch

Exhibit Check In: Tuesday, July 23<sup>rd</sup>, 6:00-7:00 p.m.

Judging: Wednesday, July 24<sup>th</sup>, 9:30 a.m., Clay County Event Center

1. Read 4-H & FFA General Rules.
2. A member may exhibit one entry in each class.
3. Take care to select durable materials to withstand Fair conditions.
4. Exhibits exceeding the size guidelines will be penalized with one ribbon color.
  - a. The educational display must be the standard tri-fold board ONLY, must not exceed standard trifold 4' wide x 3' tall unless there is a topper that sits on top of the board and does not take up additional table space. No additional table space available for promotional brochures or display items; content not to exceed display board borders.
  - b. Promotional posters must be flat and no larger than 22"x 30". Content not to exceed display board borders. Exhibits may be displayed on wall.
  - c. Notebooks must be no larger than 8 ½ x 11.
5. EXHIBITORS MUST COMPLY WITH STATE AND FEDERAL LAWS AND FAIR MANAGEMENT POLICIES. No "live" ammunition containing propellant or explosive

powders may be used in any display! An inert substitution must be used in lieu of powder and “live” ammunition. The substitution must be clearly described on the back of the poster, display or in a notebook.

6. Exhibits will not be accepted if they are related to reloads.
7. Name, River Valley District, age and year in project should be on the front of the poster, display, or notebook unless special arrangements are made because of declination of publicity release.
8. Fair Shoot:
  - a. No pre-entry is required to participate in the fair shoot, nor is any fair entry required to receive ribbons or premium from the fair shoot.
  - b. Shooting Sports members that attended a safety meeting conducted by the River Valley 4-H Shooting Sports Certified Instructors and met the minimum three (3) practice shoots during the current 4-H year will be eligible to participate in a District-wide, Joint County Fair Shoot Competition that will be held at a date, time, and location determined by the RVED Shooting Sports Coordinator and the RVED 4-H Agent.
  - c. Youth will be scored individually, and ribbons and premiums will be awarded at the county level, according to the premium guidelines of each county fair.
  - d. In addition to the individual ribbons, Champion awards will be given on the county level. In order to be eligible for County Champion Awards:
    - Seniors (4-H age 14-18) must participate in 4 of the 5 disciplines
    - Juniors (4-H age 7-13) must participate in 3 of the 5 disciplines
  - e. County Fair Recognition – a recognition display will be displayed. Champions Awards will be designated on this display.
  - f. None of the local fair boards in the River Valley District are liable for any damage related to participation in the County Fair Shoot.
9. Educational Displays will be judged on the following points:
 

a. Stopping Power.....	15
b. Interest, Holding Power.....	15
c. 4-H Project application.....	15
d. Mechanical Power.....	5
e. Personal Growth.....	25
f. Educational Value.....	25
g. Total.....	100
10. Posters will be judged on the following points:
 

a. Stopping Power.....	30
b. Interest, Holding Power.....	30
c. 4-H Project Application.....	25
d. Mechanical Power.....	15
e. Total.....	100

**Section A – Junior Division (4-H age 7-13)**

- \*Class 3101 **Educational Display-** Must be directly related to the 4-H Shooting Sports Project
- \*Class 3102 **Promotional Poster-** Must promote 4-H Shooting Sports
- \*Class 3103 **Notebook** – Contents pertain to some phase, results, story, or information about 4-H Shooting Sports.

- Class 3104** Jr. Air Rifle/Pistol (Fair Shoot Class – no pre-entry or fair entry required)
- Class 3105** Jr. Archery (Fair Shoot Class – no pre-entry or fair entry required)
- Class 3106** Jr. BB Gun (Fair Shoot Class – no pre-entry or fair entry required)
- Class 3107** Jr. Shotgun (Fair Shoot Class – no pre-entry or fair entry required)
- Class 3108** Jr. Small Bore Rifle/Pistol (Fair Shoot Class – no pre-entry or fair entry required)
- Class 3109** Jr. County Champion

**Section B – Senior Division (4-H age 14-18)**

- \*Class 3110 Educational Display-** Must be directly related to the 4-H Shooting Sports Project
- \*Class 3111 Promotional Poster-** Must promote 4-H Shooting Sports
- \*Class 3112 Notebook** – Contents pertain to some phase, results, story, or information about 4-H Shooting Sports.
- Class 3113** Sr. Air Rifle/Pistol (Fair Shoot Class – no pre-entry or fair entry required)
- Class 3114** Sr. Archery (Fair Shoot Class – no pre-entry or fair entry required)
- Class 3115** Sr. BB Gun (Fair Shoot Class – no pre-entry or fair entry required)
- Class 3116** Sr. Shotgun (Fair Shoot Class – no pre-entry or fair entry required)
- Class 3117** Sr. Small Bore Rifle/Pistol (Fair Shoot Class – no pre-entry or fair entry required)
- Class 3118** Sr. County Champion

## Division 32 4-H WILDLIFE

Superintendent: Matt Baxter & Eric Maichel  
 Jr Superintendents: Anna Baxter & Slade Griffiths  
 Exhibit Check In: Tuesday, July 23<sup>rd</sup>, 6:00-7:00 p.m.  
 Judging: Wednesday, July 24<sup>th</sup>, 8:30 a.m.

1. Read 4-H & FFA General Rules.
2. Exhibitors must comply with State and Federal Laws. It is illegal to possess threatened or endangered wildlife, or the feathers, nests, or eggs of non-game birds. Game birds and game animals taken legally during an open season may be used. Every wildlife on display must have a statement about how they were obtained legally. The use of live wild animals in educational exhibits is prohibited.
3. Name, county or district, age and year in project should be in a prominent location on the exhibit.
4. Notebooks and Educational Displays will be judged on the following points:
  - Stopping Power..... 15  
 Is the main idea specific? Is the idea presented clearly, simply, forcefully?
  - Interest, Holding Power..... 15

Does the exhibit give the observer additional facts in a clear, concise, informative way?

- 4-H Project Application..... 15  
Is the subject matter an effective showcase?
- Mechanical Power..... 15  
Correct letter size, pleasing color combination, appropriate symbols, and models
- Personal Growth..... 25  
How much knowledge was gained by exhibitor? Was enthusiasm shown?
- Educational Value..... 25  
Knowledge Shared

5. Posters will be judged on the following points:

- General Appearance..... 30
- Information..... 50
- Organization..... 20

**\*Class 3201 Educational Exhibit** – A Notebook, Poster (no larger than 22" x 28"), or Display (Maximum tri-fold size is 3' x 4')

**\*Class 3202 Fish Harvesting Equipment** - Board exhibit. Display of equipment used in fish harvesting. Examples: fishing knots, hooks (with corks over ends for safety), lures. Label all items displayed. Include in your exhibit the following information: the purpose of each item, when or where each item is used.

**\*Class 3203 Build a Fishing Rod** - A fishing rod educational exhibit may not exceed 96 inches in length. Exhibit must be mounted on a board. Include with the exhibit: Explanation of cost of materials/components and how many number of hours required for construction. Label all parts. Necessary components which must be included are grip, line guides (based on manufacturers specifications), guide wraps, and hook keeper. Reel seat needs to be aligned with guides, and guides aligned accurately down rod. Guide wraps of size A to D, nylon or silk thread. Exhibit will be judged on: workmanship, labeling of parts, information, and neatness.

**\*Class 3204 Casting Target** - Make a casting target for exhibit and use. Target must be under 48" x 48". The bullseyes must be 2 feet, outer band must be 1 foot in diameter and can have up to 3 rings. The exhibit must be easy to store, durable, and weather resistant. Include the purpose and rules of using your casting target.

**\*Class 3205 Wildlife Harvesting Equipment** - Board Exhibit. Display of equipment used in harvesting wildlife. Examples: expended ammunition casings (no live ammunition permitted), steel traps, hide stretchers, fleshers, etc. For displays of shotguns, rifles, or bows, use drawings or pictures. Label all items displayed: the purpose of each item, when or where it is used and personal experiences with the item.

**\*Class 3206 Inventing Wildlife/Fish Harvesting Equipment, Aid or Accessory** - Use engineering principles to invent or adapt equipment that helps you



harvest fish or wildlife. This could include wildlife calls, adapted fishing pole for shallow water, a blind, decoys, etc. Share your drawing (or adapted plans), how the equipment works, how you tested it, and the results of testing your prototype, and any adjustments you made.

- \*Class 3207 Tanned Hides** - Exhibit of a wild animal hide properly processed by the member. If not mounted, must be in a clear clothing bag with hanger. al field experiences, study, OR observations that relate to the exhibit.
- \*Class 3208 Taxidermy** - Any legal fish, bird, or other wild animal properly processed by the member. No requirement as to mounting. Include the animal's name and the following: information about the exhibitor's personal field experiences, study, OR observations that relate to the exhibit.
- \*Class 3209 Wildlife Tracks** - Board or diorama-type box exhibit. Make a display of animal tracks using plaster-of-paris casts. There are 3 options. For all options, include a brief description of your experiences in making the tracks so the judges better understand what you did and learned. Positive casts (impressions as they would be in nature) are preferred. - Option 1 should show plaster-of-paris tracks of five or more kinds of wildlife along with a picture or illustration of each kind of animal. (OR) - Option 2 should show two or more plaster-of-paris tracks of one specific kind of wildlife and should include a picture or illustration of the animal, what the animal may eat, and what may eat the animal. (OR) - Option 3 should show two tracks and include the animal's habitat needs including preferred food, shelter, water, and space in addition to picture or illustration of the animal.
- \*Class 3210 Wildlife Knowledge Check** - Use electrical circuits, pictures, or other methods of teaching wildlife identification or other wildlife conservation or shooting sports related knowledge. Plan size and shape to fit transportation and display; maximum size 24 x 24 inches.
- \*Class 3211 Houses** - Make a house for wildlife. Examples: bird house (bluebird, purple martin, wood duck, kestrel, barn owl, etc.) or bat house; no insect houses. Make the house functional so that dimensions, hole size etc. are appropriate to fit the intended species' needs. Include the following information: 1) the kinds of animal(s) for which the house is intended, 2) where and how the house should be located for best use, 3) any seasonal maintenance needed, and 4) any evidence of your personal observations from experiences.
- \*Class 3212 Feeders/Waterers** - Make a bird bath or feeder. Examples: seed, suet, or nectar feeders. Squirrel feeder okay; no insect feeders. Include the following information: 1) the kinds of animal(s) for which the water/feeder is intended, 2) where are how the water/feeder should be located for best use, 3) any seasonal maintenance needed, and 4) any evidence of your personal observations or experiences.

## **Division 33**

# **4-H VETERINARY SCIENCES**

Superintendents: Laura Desrosiers & Marcy Schooley

Check-in: Tuesday, July 23<sup>rd</sup>, 6:00-7:00 p.m.

Judging: Wednesday, July 24<sup>th</sup>, 9:30 a.m., Clay County Event Center

1. Read 4-H & FFA General Rules.
2. A Veterinary Science exhibit may consist of a poster, notebook, or project display. The exhibit may represent material from any of the Veterinary Science projects including entry level exhibits from Unit 1
3. If photographs are to be part of the exhibit, remember that they will be viewed by the public. Make sure that the photographs are in good taste and will not be offensive to anyone. Graphic photographs of excessive bleeding, trauma or painful procedures are not appropriate. For exhibits related to veterinary surgical procedures, aseptic techniques need to be shown, for example, use of drapes, use of sterile procedures, wearing of gloves and other appropriate veterinary medical practices.
4. First-Aid Kits: Because of public safety concern and risk of theft of first-aid kit contents (veterinary drugs/equipment) with perceived potential for drug abuse, animal first aid kits containing any drugs or medications will be immediately disqualified and not displayed. First Aid Kits wishing to include medication information should instead utilize written descriptions, photographs, drawings, computer generated printouts or empty packaging of pharmaceuticals.
5. Veterinary Science Posters – This exhibit presents the viewer with a design that is simple and direct, unlike a display that usually presents more information. A poster should not exceed 22" x 30" and may be either vertical or horizontal.
6. Veterinary Science Display – A display may include but is not limited to a 3-dimensional exhibit, a scale model, the actual product (for example: skeleton; teeth; samples of leather, fur or dried skin damaged by disease or parasites) or a notebook. S display is not a poster. A display may be mounted on poster board not to exceed 22" x 28" or on ¼" plywood or equivalent that does not exceed 24" high or 32" wide or in a three-ring binder or another bound notebook format.
7. Veterinary Science Notebooks: Individual entries are to be placed for display in a three-ring notebook for competition. Notebooks may not be larger than 8 ½" x 11"
8. Name, county/district, age and year in project should be on the front of the poster, display, or notebook.
9. Appropriate topics include: Maintaining Health, Specific disease information, Photographic display of normal and abnormal characteristics, Animal health or safety, public health or safety, Proper animal management to ensure food safety and quality, Efficient and safe livestock working facilities, A topic of the exhibitor's choosing related to veterinary medicine or veterinary science
10. Because these are science displays, all references and information must be properly cited. Proper sources include but are not limited to: Professional journals and publications, professional AVMA, accredited websites, interviews with veterinarians and excerpts from Veterinary Educational Literature. Plagiarism will

result in disqualification. Please study your topic and present the information to your audience in your own words.

**\*Class 3301 Large Animal Poster, Notebook, or Display**

**\*Class 3302 Small Animal Poster, Notebook, or Display**

## **Division 34**

### **4-H WOODWORKING**

Superintendent: Randall Hevelone

Exhibit Check In: Tuesday, July 23<sup>rd</sup>, 6:00-7:00 p.m.

Judging: Wednesday, July 24<sup>th</sup>, 10:30 a.m., Clay County Event Center

1. Read 4-H & FFA General Rules.
2. The plan from which it was constructed **must** be with the article exhibited and placed in a plastic resealable bag. The plan may be a photocopy, the actual pattern, or a scale drawing. It must be complete and accurate to the extent that a duplicate article could be built using the plan as a guide. Please note: a set of step-by-step instructions is not a plan.
3. Projects with missing or insufficient plans will be lowered one ribbon placing (i.e. a blue-ribbon exhibit will receive a red ribbon).
4. The use of materials other than wood should be kept to a minimum.
5. Projects that have unsecured glass, i.e., glass shelves, glass top of a coffee table, etc., should not be brought to the fair. Glass that is secured in the project, i.e., glass front of a gun case or cabinet, etc., is permissible since it cannot be easily removed.
6. The entry card, plans, and all other paperwork should be enclosed in a zip-top plastic bag with a hole punch through it and tied or otherwise secured to the project in some manner. Tape is usually not adequate to accomplish this.
7. In judging, consideration will be given to: Workmanship, including accuracy to the plan; Design; Choice of wood; Suitability and quality of finish; and Usefulness.
8. Refinished/repaired furniture should be exhibited in Interior Design & Architecture (Home Environment) Class 2901 - Single Exhibit.
9. Firearms and weapons are not to be entered or exhibited at the county fair.

#### **Section A – Junior Division (4-H age 7-9) (ONLY 9-year-olds are State Fair Eligible)**

**\*Class 3401 Article for farm or shop use**

**\*Class 3402 Furniture for household or lawn use**

**\*Class 3403 Other Woodworking articles** not included in the above classes.  
(Examples: bird houses, bird feeders, household equipment such as knife racks, bread boards, door stops, etc.)

**Class 3404 Woodcarving**

**Class 3405 Kit constructed article**

#### **Section B – Intermediate Division (4-H age 10-13)**

**\*Class 3406 Article for farm or shop use**

**\*Class 3407 Furniture for household or lawn use**

**\*Class 3408 Other Woodworking articles** not included in the above classes.  
(Examples: bird houses, bird feeders, household equipment such as knife racks, bread boards, door stops, etc.)

**Class 3409 Woodcarving**

**Class 3410 Kit constructed article**

### **Section C – Senior Division (4-H age 14-18)**

**\*Class 3411 Article for farm or shop use**

**\*Class 3412 Furniture for household or lawn use**

**\*Class 3413 Other Woodworking articles** not included in the above classes.  
(Examples: bird houses, bird feeders, household equipment such as knife racks, bread boards, door stops, etc.)

**Class 3414 Woodcarving**

**Class 3415 Kit constructed article**

## **Division 35 4-H ELECTRIC AND RENEWABLE ENERGY (ENERGY MANAGEMENT)**

Superintendent: Randall Hevelone

Exhibit Check In: Tuesday, July 23<sup>rd</sup>, 6:00-7:00 p.m.

Judging: Wednesday, July 24<sup>th</sup>, 9:00 a.m., Clay County Event Center

1. Read 4-H & FFA General Rules.
2. Items that have been in use should be cleaned for exhibit.
3. A sheet of operating instructions should be furnished for any exhibit not self-explanatory.
4. Projects (classes, 3501, 3502 and 3503) must be operable using only 110 or 120V AC or battery power. If battery power is required, batteries must be furnished.
5. Any project with a complexity of size or electronics must have (a) instructions for assembly and use and (b) equipment available at the time of judging for actual testing of the exhibit.
6. No hand dipped solder may be used on exhibits.

### **Section A – Electrical and Electronics**

**\*Class 3501 AC Electric Projects.** Electric projects with a 110 or 120 V alternating current (AC) power source. Some project examples are household wiring demonstrations, small appliances, extension cords, trouble lights, indoor or outdoor wiring boards, or shop lights. Projects may be a restoration or original construction. The project must be operational and meet minimum safety standards. AC projects must be 110/120V, no 240V exhibits are allowed, and must be constructed such that the judge has wiring access to examine the quality and safety of workmanship.

**\*Class 3502 DC Electric Project.** Electric projects with a battery or direct current power source. This class includes electric kits or original projects. This

class also includes demonstration DC powered projects. Examples include: wiring two- or three-way switches, difference between series/parallel lighting circuits or wiring doorbells switches. All DC electric projects must include batteries supplied by 4-H'er. Projects must be constructed such that the judge has access to examine the quality of wiring workmanship.

**\*Class 3503 Electronic Projects.** Electronic projects with a battery or direct current power source. This class includes electronic kits or original projects. Examples include radios, telephones, toy robots, light meters, security systems, etc. May be constructed using printed circuit board, wire wrap, or breadboard techniques. Include instruction/assembly manual if from a kit. Include plans if an original project. Projects must be constructed such that the judge has access to examine the quality of wiring workmanship.

**\*Class 3504 Educational Displays and Exhibits.** The purpose of the educational display and exhibit is to educate the viewer about a specific area of the 4-H electrical or electronics project. The display or exhibit should illustrate one basic idea. This class includes any educational displays, exhibits or science fair projects which DO NOT have a power source, i.e. exhibits, posters or displays or wire types, conduit types, electrical safety, tool or motor parts identification or electrical terminology. Educational displays and exhibits must be legible from a distance of four feet using a maximum tri-fold size of 3' x 4'.

**Section B – Alternative Energy** - A form of energy derived from a natural source, such as the sun, geothermal, wind, tides or waves. All exhibits in this division are limited in size to standard, tri-fold, display boards (36" X 48") and items may not extend beyond 12" from the back board. All displays must be self-standing.

**\*Class 3505 Education Display** - Create an exhibit that addresses a focused topic related to power generated from a renewable energy source. The purpose of the exhibit is to inform and create awareness.

**\*Class 3506 Experiment** – Display an experiment addressing a problem or question related to power generated from a renewable energy source. Include hypothesis, background research, variables, a control, data, findings, conclusions and recommendations for future study.

## **DIVISION 36**

### **4-H AEROSPACE/ROCKETRY**

Superintendent: Randall Hevelone

Exhibit Check In: Tuesday, July 23<sup>rd</sup>, 6:00-7:00 p.m.

Judging: Wednesday, July 24<sup>th</sup>, 9:30 a.m., Clay County Event Center

1. Read 4-H & FFA General Rules.
2. Members enrolled in the STEM projects will be sent exhibit guidelines (Kansas 4-H State Fair rules) along with fair pre-entry information.

3. Exhibitor may enter up to three exhibits per class.
4. A 4-H Stem Exhibit Information Form (available at the Extension Office) must be completed and glued to a 10" x 13" envelope. Plans (or a photocopy) must be placed inside the envelope. This includes original designs. If a kit has been modified structurally, notations need to be given indicating the changes made.
  - a. Rockets lost at the shoot-off must bring base and plans to fair check-in to receive premiums.
5. Members may enter one educational display, notebook, or poster.

#### **Division I – Junior Division (4-H age 7-8)**

- Class 3601 Rocket made from kit.** Include plans.
- Class 3602 Rocket Novice Kit - Assembled, not constructed (Snap together)**
- Class 3603 Scale Model Rocket made from kit** includes plans Rocket designed by exhibitor: not merely a modification of an existing kit. Include original plans.
- Class 3604 Educational Exhibit,** a notebook, poster, or display

#### **Division II – Intermediate Division (4-H age 9-13)**

- \*Class 3605 Rocket made from kit.** Include plans.
- \*Class 3606 Scale Model Rocket made from kit.** Include plans.
- \*Class 3607 Scale Model Rocket designed by exhibitor** not merely a modification of an existing kit. Include original plans and stability testing. **(Only State Fair eligible for youth 4-H age 11-13)**
- \*Class 3608 Rocket designed by 2 or more exhibitors,** not merely a modification of an existing kit. Include original plans. This class is designed to encourage teamwork among individuals and clubs to work on a rocket from the initial design to the finished project. **(Only State Fair eligible for youth 4-H age 11-13)**
- \*Class 3609 Educational Exhibit,** a notebook, poster or display

#### **Division III – Senior Division (4-H age 14-18)**

- \*Class 3610 Rocket made from kit.** Include plans.
- \*Class 3611 Rocket designed by exhibitor:** not merely a modification of an existing kit. Include original plans.
- \*Class 3612 Scale Model Rocket made from kit.** Include plans.
- \*Class 3613 Scale Model Rocket designed by exhibitor** not merely a modification of an existing kit. Include original plans and stability testing.
- \*Class 3614 Rocket designed by 2 or more exhibitors,** not merely a modification of an existing kit. Include original plans. This class is designed to encourage teamwork among individuals and clubs to work on a rocket from the initial design to the finished project.
- \*Class 3615 Mid or High rocket made from kit or original design**
- \*Class 3616 Educational Exhibit,** a notebook, poster, or display

# Division 37

## 4-H AG MECHANICS WELDING

Superintendent: Randall Hevelone

Exhibit Check In: Tuesday, July 23<sup>rd</sup>, 6:00-7:00 p.m.

Judging: Wednesday, July 24<sup>th</sup>, 9:30 a.m., Clay County Event Center

1. Read 4-H & FFA General Rules.
2. Members enrolled in the STEM project will be sent exhibit guidelines (Kansas 4-H State Fair rules) along with fair pre-entry information.
3. Exhibitor may enter up to three exhibits per class.
4. A 4-H Stem Exhibit Information Form (available at the Extension Office) must be completed and glued to a 10" x 13" envelope. Plans (or a photocopy) must be placed inside the envelope. This includes original designs. If a kit has been modified structurally, notations need to be given indicating the changes made.
5. Members may enter one educational display, notebook, or poster.

**Introductory** - Level 1 classes (about 1 - 3 years of experience) This level is designed for youth with little to no exposure in the project area so that they can gain an understanding of basic principles and methods in the given area.

**\*Class 3701 Welding display board** – a 3 foot by 3-foot display board with different pieces of metal attached illustrating different types of welds, each weld being labeled

**\*Class 3702 Welding ag repair** – repair of ag equipment with welding

**\*Class 3703 Welding ag fabrication** – creation of new ag equipment with welding

**\*Class 3704 Welding general repair** – repair of non-ag equipment with welding

**\*Class 3705 Welding general fabrication** – creation of non-ag equipment with welding

**\*Class 3706 Welding artistic fabrication** – creation of artistic or interpretive pieces with welding

**\*Class 3707 Brazing repair**

**\*Class 3708 Brazing fabrication**

**\*Class 3709 Smithing display board** – a 3 foot by 3-foot display board with different pieces of forged metal attached illustrating different forms, each form being labeled

**\*Class 3710 Smithing** – A design forged with at least one formed element (twists or spirals for example)

**Experienced** – Level 2 classes (about 4 - 6 years of experience) This level is designed for youth to gain some experience in the project area allowing them to expand on common principles and methods in the given area.

**\*Class 3711 Welding ag repair** – repair of ag equipment with welding

**\*Class 3712 Welding ag fabrication** – creation of new ag equipment with welding

**\*Class 3713 Welding general repair** – repair of non-ag equipment with welding

**\*Class 3714 Welding general fabrication** – creation of non-ag equipment with welding

- \*Class 3715 **Welding artistic fabrication** – creation of artistic or interpretive pieces with welding
- \*Class 3716 **Brazing repair**
- \*Class 3717 **Brazing fabrication**
- \*Class 3718 **Smithing** – A design forged with at least two different formed elements (twists and spirals for example)

**Advanced** – Level 3 classes (about 7 - 9 years of experience) This level is designed for youth with vast experience in the project area allowing them to master common principles and methods and expand on advanced techniques in the given area.

- \*Class 3719 **Welding ag repair** – repair of ag equipment with welding
- \*Class 3720 **Welding ag fabrication** – creation of new ag equipment with welding
- \*Class 3721 **Welding general repair** – repair of non-ag equipment with welding
- \*Class 3722 **Welding general fabrication** – creation of non-ag equipment with welding
- \*Class 3723 **Welding artistic fabrication** – creation of artistic or interpretive pieces with welding
- \*Class 3724 **Brazing repair**
- \*Class 3725 **Brazing fabrication**
- \*Class 3726 **Smithing** – A design forged with at least three different formed elements (twists, spirals, and bulbs for example)

**Master** – Level 4 classes (10 or more years of experience) 34 Revised 2/26/21 This level is designed for youth with substantial experience in the project area allowing them to master advanced techniques in the given area.

- \*Class 3727 **Welding ag repair** – repair of ag equipment with welding
- \*Class 3728 **Welding ag fabrication** – creation of new ag equipment with welding
- \*Class 3729 **Welding general repair** – repair of non-ag equipment with welding
- \*Class 3730 **Welding general fabrication** – creation of non-ag equipment with welding
- \*Class 3731 **Welding artistic fabrication** – creation of artistic or interpretive pieces with welding
- \*Class 3732 **Brazing repair**
- \*Class 3733 **Brazing fabrication**
- \*Class 3734 **Smithing** – A design forged with at least four different formed elements (twists, spirals, and bulbs for example)

**Educational Displays** – Notebook, poster, or display

- Class 3735 Junior (4-H Age 7-8)**
- \*Class 3736 **Intermediate (4-H Age 9-13)**
- \*Class 3737 **Senior (4-H Age 14-18)**



## **Division 38**

### **4-H ASTRONOMY**

Superintendent: Randall Hevelone

Exhibit Check In: Tuesday, July 23<sup>rd</sup>, 6:00-7:00 p.m.

Judging: Wednesday, July 24<sup>th</sup>, 9:30 a.m., Clay County Event Center

1. Read 4-H & FFA General Rules.
2. Members enrolled in the STEM project will be sent exhibit guidelines (Kansas 4-H State Fair rules) along with fair pre-entry information.
3. Exhibitor may enter up to three exhibits per class.
4. A 4-H Stem Exhibit Information Form (available at the Extension Office) must be completed and glued to a 10" x 13" envelope. Plans (or a photocopy) must be placed inside the envelope. This includes original designs. If a kit has been modified structurally, notations need to be given indicating the changes made.
5. Members may enter one educational display, notebook, or poster.

#### **Division I – Junior Division (4-H age 7-8)**

**Class 3801 Telescope made from kit**

**Class 3802 Telescope made from original design**

**Class 3803 Educational Exhibit** a notebook, poster, or display

#### **Division II – Intermediate Division (4-H age 9-13)**

**\*Class 3804 Telescope made from kit**

**\*Class 3805 Telescope made from original design**

**\*Class 3806 Educational Exhibit** a notebook, poster, or display

#### **Division III – Senior Division (4-H age 14-18)**

**\*Class 3807 Telescope made from kit**

**\*Class 3808 Telescope made from original design**

**\*Class 3809 Educational Exhibit** a notebook, poster, or display

## **Division 39**

### **4-H BUILDING BLOCK ENGINEERING**

Superintendent: Randall Hevelone

Exhibit Check In: Tuesday, July 23<sup>rd</sup>, 6:00-7:00 p.m.

Judging: Wednesday, July 24<sup>th</sup>, 9:30 a.m., Clay County Event Center

1. Read 4-H & FFA General Rules.
2. Members enrolled in the STEM project will be sent exhibit guidelines (Kansas 4-H State Fair rules) along with fair pre-entry information.
3. Exhibitor may enter up to three exhibits per class.
4. A 4-H Stem Exhibit Information Form (available at the Extension Office) must be completed and glued to a 10" x 13" envelope. Plans (or a photocopy) must be placed

inside the envelope. This includes original designs. If a kit has been modified structurally, notations need to be given indicating the changes made.

5. Members may enter one educational display, notebook, or poster.

#### **Division I – Junior Division (4-H age 7-8)**

**Class 3901 Interlocking brick diorama built from scratch**

**Class 3902 Educational Exhibit** a notebook, poster or display

#### **Division II – Intermediate Division (4-H age 9-13)**

**\*Class 3903 Interlocking brick diorama built from scratch**

**\*Class 3904 Educational Exhibit** a notebook, poster or display

#### **Division III – Senior Division (4-H age 14-18)**

**\*Class 3905 Interlocking brick diorama built from scratch**

**\*Class 3906 Educational Exhibit** a notebook, poster, or display

## **DIVISON 40 4-H COMPUTER SCIENCE**

Superintendent: Randall Hevelone

Exhibit Check In: Tuesday, July 23<sup>rd</sup>, 6:00-7:00 p.m.

Judging: Wednesday, July 24<sup>th</sup>, 9:30 a.m., Clay County Event Center

1. Read 4-H & FFA General Rules.
2. Members enrolled in the STEM project will be sent exhibit guidelines (Kansas 4-H State Fair rules) along with fair pre-entry information.
3. Exhibitor may enter up to three exhibits per class.
4. A 4-H Stem Exhibit Information Form (available at the Extension Office) must be completed and glued to a 10" x 13" envelope. Plans (or a photocopy) must be placed inside the envelope. This includes original designs. If a kit has been modified structurally, notations need to be given indicating the changes made.
5. Members may enter one educational display, notebook, or poster.

#### **Division I – Junior Division (4-H age 7-8)**

**Class 4001 Computer program**, application, app, script, or coded system that is new and unique (not merely a file run in a program, such as a 'word document' or a picture drawn in 'Microsoft Paint.')

**Class 4002 Computer presentation** (power point, web page/site, animated graphics, etc.)

**Class 4003 Single computer system** (web server, database server, etc.)

**Class 4004 Networked system** consisting of two or more computers

**Class 4005 Chip system** – a small (8"X8"X8") programmed physical device that accomplishes a specific task

**Class 4006 Educational Exhibit** a notebook, poster, or display

## Division II – Intermediate Division (4-H age 9-13)

- \***Class 4007 Computer program**, application, app, script, or coded system that is new and unique (not merely a file run in a program, such as a 'word document' or a picture drawn in 'Microsoft Paint.')
- \***Class 4008 Computer presentation** (power point, web page/site, animated graphics, etc.)
- \***Class 4009 Single computer system** (web server, database server, etc.)
- \***Class 4010 Networked system** consisting of two or more computers
- \***Class 4011 Chip system** – a small (8"X8"X8") programmed physical device that accomplishes a specific task
- \***Class 4012 Educational Exhibit** a notebook, poster, or display

## Division III – Senior Division (4-H age 14-18)

- \***Class 4013 Computer program**, application, app, script, or coded system that is new and unique (not merely a file run in a program, such as a 'word document' or a picture drawn in 'Microsoft Paint.')
- \***Class 4014 Computer presentation** (power point, web page/site, animated graphics, etc.)
- \***Class 4015 Single computer system** (web server, database server, etc.)
- \***Class 4016 Networked system** consisting of two or more computers
- \***Class 4017 Chip system** – a small (8"X8"X8") programmed physical device that accomplishes a specific task
- \***Class 4018 Educational Exhibit** a notebook, poster, or display

# DIVISON 41 4-H ROBOTICS

Superintendent: Randall Hevelone

Exhibit Check In: Tuesday, July 23<sup>rd</sup>, 6:00-7:00 p.m.

Judging: Wednesday, July 24<sup>th</sup>, 9:30 a.m., Clay County Event Center

1. Read 4-H & FFA General Rules.
2. Members enrolled in the STEM project will be sent exhibit guidelines (Kansas 4-H State Fair rules) along with fair pre-entry information.
3. Exhibitor may enter up to three exhibits per class.
4. A 4-H Stem Exhibit Information Form (available at the Extension Office) must be completed and glued to a 10" x 13" envelope. Plans (or a photocopy) must be placed inside the envelope. This includes original designs. If a kit has been modified structurally, notations need to be given indicating the changes made.
5. Members may enter one educational display, notebook, or poster.

## Division I – Beginner Division Ages 7 to 8

- Class 4101 Robot made from a commercial (purchased) kit** (No programming just assembly)
- Class 4102 Robot designed and constructed by exhibitor.** The robot must not be a mere modification of an existing robot kit or plan.

- Class 4103 Programmable robot made from a commercial (purchased) kit.**
- Class 4104 Robot designed and constructed by exhibitor or from a commercial kit that is operated by a remote-controlled device.**
- Class 4105 Junk Drawer Robotics**
- Class 4106 Educational Exhibit** a notebook, poster, or display

**Division II - Intermediate Division Ages 9 to 13**

- \*Class 4107 Robot made from a commercial (purchased) kit** (No programming just assembly)
- \*Class 4108 Robot designed by exhibitor.** The robot must not be a mere modification of an existing robot kit or plan.
- \*Class 4109 Programmable robot made from a commercial (purchased) kit.**
- \*Class 4110 Robot designed and constructed by exhibitor or from a commercial kit** that is operated by a remote-controlled device.
- \*Class 4111 Junk Drawer Robotics**
- \*Class 4112 Educational Exhibit** a notebook, poster, or display

**Division III - Senior Division Ages 14 and 18**

- \*Class 4113 Robot made from a commercial (purchased) kit** (No programming just assembly)
- \*Class 4114 Robot designed by exhibitor.** The robot must not be a mere modification of an existing robot kit or plan.
- \*Class 4115 Programmable robot made from a commercial (purchased) kit.**
- \*Class 4116 Robot designed and constructed by exhibitor or from a commercial kit** that is operated by a remote-controlled device.
- \*Class 4117 Junk Drawer Robotics**
- \*Class 4118 Educational Exhibit** a notebook, poster, or display

**Division IV – Team Robotics Project**

- \*Class 4119 Robot designed and constructed by two or more 4-H Stem project members.** The robot must not be a mere modification of an existing robot kit or plan. The robot may be a programmable type that is made from a commercial (purchased) kit. This division is designed to encourage teamwork and cooperation among fellow 4-H Stem members. As with many high-tech projects today, no one person designs and builds a robot alone. It takes brainstorming, planning, problem solving, and cooperation of an entire team to complete a given robotics project.
- \*Class 4120 Educational Exhibit** a notebook, poster, or display

## Division 42

### 4-H SMALL ENGINES

Superintendent: Randall Hevelone

Exhibit Check In: Tuesday, July 23<sup>rd</sup>, 6:00-7:00 p.m.

Judging: Wednesday, July 24<sup>th</sup>, 9:30 a.m., Clay County Event Center

1. Read 4-H & FFA General Rules.
2. Members enrolled in the STEM project will be sent exhibit guidelines (Kansas 4-H State Fair rules) along with fair pre-entry information.
3. Exhibitor may enter up to three exhibits per class.
4. A 4-H Stem Exhibit Information Form (available at the Extension Office) must be completed and glued to a 10" x 13" envelope. Plans (or a photocopy) must be placed inside the envelope. This includes original designs. If a kit has been modified structurally, notations need to be given indicating the changes made.
5. All exhibits should involve engines smaller than 20 horsepower for classes 2305-2307. Engine should contain no fuel in tank or carburetor. Displays are limited to 4' wide and 4' deep - both upright and floor displays.
6. Members may enter one educational display, notebook, or poster.

**\*Class 4201 Display** - Exhibit a display, selecting one of the following options: 1) a display identifying different engine or lawn and garden equipment parts or a display showing the function of the various engine or lawn and garden equipment parts; OR 2) a display identifying and explaining the function(s) of different special tools needed for small engine work; OR 3) a display illustrating and providing the results of any one of experiments that are included in the project books. No complete engines, lawn tractors, tillers, chainsaws are permitted for display. Maximum tri-fold size is 3' x 4'.

**\*Class 4202 Maintenance** - Exhibit a display that illustrates either 1) Routine maintenance procedures OR 2) Diagnosing and troubleshooting specific problems in an engine. No complete engines, lawn tractors, tillers, chainsaws, etc. are permitted for display, using a maximum tri-fold size of 3' x 4'.

**\*Class 4203 Operation** - Exhibit an operable small engine (no more than 20 HP) overhauled or rebuilt by the member. Include maintenance schedule for the engine and a brief description of steps taken by the member overhauling or rebuilding the engine. Maximum tri-fold size is 3'x4'. Engine should contain no fuel in tank or carburetor.

# DIVISION 43

## 4-H UNCREWED AERIAL SYSTEMS

Superintendent: Randall Hevelone

Exhibit Check In: Tuesday, July 23<sup>rd</sup>, 6:00-7:00 p.m.

Judging: Wednesday, July 24<sup>th</sup>, 9:30 a.m., Clay County Event Center

1. Read 4-H & FFA General Rules.
2. Members enrolled in the STEM project will be sent exhibit guidelines (Kansas 4-H State Fair rules) along with fair pre-entry information.
3. Exhibitor may enter up to three exhibits per class.
4. A 4-H Stem Exhibit Information Form (available at the Extension Office) must be completed and glued to a 10" x 13" envelope. Plans (or a photocopy) must be placed inside the envelope. This includes original designs. If a kit has been modified structurally, notations need to be given indicating the changes made.
5. All exhibits should involve engines smaller than 20 horsepower for classes 2305-2307. Engine should contain no fuel in tank or carburetor. Displays are limited to 4' wide and 4' deep - both upright and floor displays.
6. Members may enter one educational display, notebook, or poster.

### Division I – Junior Division (4-H age 7-8)

**Class 4301 Unmanned Aerial System designed and constructed by exhibitor** that is operated by a remote-controlled device. The UAS must not be a mere modification of an existing kit or plan. You may not exhibit a UAS that is purchased off the shelf in this class.

**Class 4302 Practical application of an Unmanned Aerial System constructed from a commercial (purchased) kit.** This includes the UAS, plus one or more of the following: video, notebook, poster, display board, etc. This class is separate from educational exhibits. A tangible use would be mapping Russian olive trees, eroded soils, and bindweed in fields, etc. There are also many other non-agricultural UAS uses that would be appropriate for this class.

**Class 4303 Educational Exhibit** a notebook, poster, or display

### Division II – Intermediate Division (4-H age 9-13)

**\*Class 4304 Unmanned Aerial System designed and constructed by exhibitor** that is operated by a remote-controlled device. The UAS must not be a mere modification of an existing kit or plan. You may not exhibit a UAS that is purchased off the shelf in this class.

**\*Class 4305 Practical application of an Unmanned Aerial System constructed from a commercial (purchased) kit.** This includes the UAS, plus one or more of the following: video, notebook, poster, display board, etc. This class is separate from educational exhibits. A tangible use would be mapping Russian olive trees, eroded soils, and bindweed in fields, etc. There are also many other non-agricultural UAS uses that would be appropriate for this class.

**\*Class 4306 Educational Exhibit** a notebook, poster, or display

## Division II – Senior Division (4-H age 14-18)

**\*Class 4307 Unmanned Aerial System designed and constructed by exhibitor** that is operated by a remote-controlled device. The UAS must not be a mere modification of an existing kit or plan. You may not exhibit a UAS that is purchased off the shelf in this class.

**\*Class 4308 Practical application of an Unmanned Aerial System constructed from a commercial (purchased) kit.** This includes the UAS, plus one or more of the following: video, notebook, poster, display board, etc. This class is separate from educational exhibits. A tangible use would be mapping Russian olive trees, eroded soils, and bindweed in fields, etc. There are also many other non-agricultural UAS users that would be appropriate for this class.

**\*Class 4309 Educational Exhibit** a notebook, poster, or display

# Division 44

## 4-H CLUB PROJECTS

Superintendents: Laura Desrosiers & Marcy Schooley

Check-in: Tuesday, July 23<sup>rd</sup>, 6:00-7:00 p.m.

Judging: Wednesday, July 24<sup>th</sup>, 10:30 a.m., Clay County Event Center

1. Read 4-H & FFA General Rules.
2. Banners, Bales, Barn Quilts or Barrels and Centerpieces should be decorated for fair theme or promote 4-H/4-H projects.
3. Banners, Bales, Barn Quilts or Barrels must be in place by Tuesday, July 23<sup>rd</sup> at 7:30 p.m. and will be judged on Wednesday, July 24<sup>th</sup>. Banners, bales, and barrels are optional for clubs. Clubs are asked to do one of the three options, but not all three.  
**The Club Project for 2024 is BANNERS.**
4. Club Projects will not be divided by age divisions as they are club entries. Premiums will be paid to 4-H Clubs.
5. All Officer Books (Reporter, Secretary, Treasurer, and Historian) should be for the current 4-H year - October 1<sup>st</sup> of previous year to current time.
6. Officer Books that contain private information, including bank account numbers, will not be displayed openly, but instead will be placed in a closed cabinet for display.
7. Reporter's Book will be judged on:
  - a. Monthly Meeting Reports – strong leads to draw reader into report, factual, accurate, well written, proper grammar, punctuation, spelling, timely
  - b. Feature Stories – catchy leads to bring reader into story, informative and interesting, proper grammar, punctuation, spelling, appropriate, timely
  - c. Photographs – compliment story, eye-appealing
  - d. Notebook – neat, accurate, complete to date
8. Secretary's Book will be judged on:
  - a. Enrollment/Club Roll
  - b. List of Club Committees

- c. List of Leaders – community, project, parents committee
  - d. Neatness
  - e. Minutes completed and signed
9. Historian Book will be judged on:
- a. Begins with October 4-H Meeting
  - b. Tell story of club with newspaper clippings, pictures, program books, etc. Items included only involve club members.
  - c. Reporter's newspaper clippings are not included since they are in the reporter's book.
  - d. Cover is attractive and durable to preserve history of club.
  - e. Title page reflects club name, year, and Historian's name.
  - f. Pictures are labeled with activity dates and names.
  - g. Highlight member's names in clippings, picture captions, programs, etc.
  - h. Book is neat and well organized.
10. Treasurer's Book will be judged on:
- a. Completeness – Monthly Treasurer's Reports and Record of Club Finances are filled out completely for each month. Club's Yearly Budget was completed at beginning of new 4-H year.
  - b. Neatness and organization
11. Centerpiece Guidelines:
- a. Each club is asked to make a centerpiece that would be appropriate for use as a centerpiece or arrangement on a dining room table.
  - b. The centerpiece will be used in the club's food display case at the fair. The club's food exhibits will be arranged around the centerpiece or arrangement.
  - c. Maximum height should not exceed 12 inches. (County determine height of display area)
  - d. This exhibit will be judged for Originality; Suitability of container; Quality, condition of arrangement; Harmony; and Balance and arrangement.
12. Banner Guidelines: Banners are a two-dimensional display, depicting one idea. Banners should be made from flame-resistant materials. Dimensions are to be no less than 12 and no more than 16 square feet, with a minimum of 3 feet on one side. Banners must be hung on a wooden dowel stick and rope or hanging wire, strong enough to support the banner. On each end of the banner there should be a wire or chain 6 inches long. One end of the wire will be fastened to the end of the rod. The other end will be connected to an "S" hook which will permit the banner to be hung. Attach an exhibit card to the banner with string. A label is to be attached to the front lower left-hand corner of the banner giving the name of the club.

### **Section A – Club Entries**

- Class 4401 Club Reporter's Book**
- Class 4402 Club Secretary's Book**
- Class 4403 Club Historian's Book**
- Class 4404 Club Treasurer's Book**
- Class 4405 Centerpiece**
- Class 4406 Banner**



# Division 45

## 4-H CLOVERBUDS

Superintendent: Clay County 4-H Ambassadors

Judging: Tuesday, July 23<sup>rd</sup>, 2:00 p.m.

1. 4-H Cloverbuds may exhibit or showcase age-appropriate activity items from their 4-H Cloverbuds experiences.
2. The Cloverbud may showcase a product, poster, or notebook for a show and tell display.
3. A 4-H Cloverbud may showcase a pet from the approved list during his/her show and tell. Pets cannot be included in overnight exhibits. No livestock can be exhibited.
4. The Cloverbud may not participate as a competitive exhibitor and is not eligible to receive premiums or awards. A 4-H Cloverbud may receive a 4-H Cloverbud ribbon or participation award.

**Class 4501 Cloverbud project**

---

# DISCOVER THE BENEFITS OF A LENDER THAT WORKS FOR YOU.

We deliver financial strength to help you grow, attractive rates to give you an edge and cash-back dividends that deliver something more.

Learn more by calling the Marysville office at 785.562.2371.

**Proud to support the Clay County Fair**



**Nicole DeMars**  
Financial Officer  
Manhattan



**Jana Whitesell**  
Financial Services Officer  
Marysville

**Agriculture Works Here.®**  
➤ [FCSAmerica.com](https://www.FCSAmerica.com)



20863

# OPEN CLASS DEPARTMENTS

## DEPARTMENT A - CATTLE

- See LIVESTOCK RULES AND REGULATIONS.
- All Breeds will be recognized.
- Pee Wee class will be held with adequate interest for youth ages 2-6. Sign up at the announcers table during the show.
- Cow-Calf pairs MUST be halter broke.
- Bucket calf forms will be available at competition and in the Fair Office.
- Awards will be paid as listed:

FIRST	\$8.00
SECOND	\$6.00
THIRD	\$4.00

## **BREEDING BEEF**

Check-in: Wednesday, July 24th @ 8:30 – 10:00 a.m.

Judging: Friday, July 26th @ 6:00 p.m.

Release Time: Sunday, July 28th @ 11:30 a.m.

- Class 1 Junior heifer calf, calved after January 1 of current year  
Class 2 Winter heifer calf, calved November, and December of prior year  
Class 3 Senior heifer calf, calved September, and October of prior year  
Class 4 Summer yearling heifer, calved May 1 – August 31 of prior year  
Class 5 Cow-calf pair

## **BUCKET CALF**

Check-in: Wednesday, July 24th @ 8:30 – 10:00 a.m.

Interviews: Friday, July 26th @ 3:00 p.m.

Showmanship: Friday, July 26th @ 4:00 p.m.

Release Time: Sunday, July 28th @ 11:30 a.m.

- Class 6 Youth 6 and under – Calves born January 1 – April 30  
Class 7 7-9 years old – Calves born January 1 – April 30  
Class 8 10-12 years old – Calves born January 1 – April 30  
Class 9 2nd year Bucket Calf. Youth ages 7-13 with feeder calf shown as bucket calf the previous year. Calf may be heifer or steer  
Class 10 Peewee Showmanship

## **DAIRY**

Check-in: Wednesday, July 24th @ 8:30 – 10:00 a.m.

Judging: Friday, July 26th @ 1:30 p.m.

Release Time: Sunday, July 28th @ 11:30 a.m.

- Class 11 Junior Calf, born March 1 to fair pre-entry time of current year  
Class 12 Intermediate Calf, born December 1 of prior year to February 28 of current year  
Class 13 Senior Calf, born September 1 to November 30 or prior year  
Class 14 Junior Yearling Heifer, born March 1 to August 31 of prior year  
Class 15 Senior Yearling Heifer, born September 1 two years prior to February 28 of prior year  
Class 16 Unfreshened Heifer  
Class 17 Cows, 2-year old, born between September 1 three years prior and August 31 two years prior.  
Class 18 Cows, 3 and 4-year old September 2 five years prior and August 31 three years prior  
Class 19 Aged Cow, born prior to September 1 five years prior  
Class 20 Dry Cow, Any age  
Class 21 Best Udder

## **OLD TIMER BEEF SHOWMANSHIP**

After the beef show, there will be an 'Old Timers Beef Showmanship'. Anyone is qualified to participate, such as parents, guardians, older siblings, or anyone else they would like to enter. \$5 cash entry fee will be collected before the show. The money raised will go towards beef improvements on the fairgrounds. If the 'Old Timer' decides not to show, they must pay \$5 to decline showing. These animals do not have to be shower owned. You must ask a current 4-Hers to borrow their animal. Judging will be strictly on the showmanship of the individual.

- Must be 19 years old
- \$5 entry must be paid before walking into the ring
- \$5 to have your own name removed from the list
- Only beef that is on the grounds are eligible to be used
- Fitting is optional and must be approved by the owner of the animal

Class 22      Serious Class  
Class 23      Fun Class

## **DEPARTMENT B - GOATS**

- All Breeds will be recognized.
- Pee Wee Class will be held with adequate interest for youth ages 2-6. Sign up at the announcers table during the show.
- Awards will be paid as listed:

FIRST	\$8.00
SECOND	\$6.00
THIRD	\$4.00

## **DAIRY GOATS**

Check-in: Wednesday, July 24th @ 8:30 – 10:00 a.m.

Judging: Thursday, July 25th @ 5:00 p.m.

Release Time: Sunday, July 28th @ 11:30 a.m.

Class 1      Doe, under 4 months of age  
Class 2      Doe, between 4-6 months of age  
Class 3      Doe, between 8-12 months of age  
Class 4      Doe, 1-2 years of age  
Class 5      Milkier, 1-2 years of age  
Class 6      Milkier, 2-4 years of age  
Class 7      Milkier, over 4 years of age  
Class 8      Breed Champion

## **MEAT GOATS**

Check-in: Wednesday, July 24th @ 8:30 – 10:00 a.m.

Judging: Thursday, July 25th @ 4:00 p.m.

Release Time: Sunday, July 28th @ 11:30 a.m.

Class 9      Market Goat, min. of 50 lbs., under one year of age, Whether or Doe  
Class 10     Breeding Meat Doe, under 12 months of age  
Class 11     Breeding Meat Doe, yearling Doe, 12-24 months of age  
Class 12     Breeding Meat Doe, aged Doe, 24 months of age or older  
Class 13     Doe, non-dairy/non-meat type breed (Pigmy, etc.)  
Class 14     Pee Wee Showmanship, Dairy or Meat, Doe or Whether

## **DEPARTMENT C - HORSES**

Check-in: Saturday, July 20th @ 8:00 a.m.

Show: Saturday, July 20th @ 9:00 a.m.

- See LIVESTOCK RULES AND REGULATIONS.
- Classes 15 thru 42 entry fee of \$2.00 per class.  
100% payback: 50%; 30%; 20%
- 4-H dress code and Clay County amended dress code required.
- Clay County Established Rules. The Kansas 4-H Horse Show Rule Book and Handbook will be the official Rules
- All riders will be assigned numbers to be worn in all judged events.
- No entry fee for halter classes.
- Added money in halter classes:

FIRST	\$8.00
SECOND	\$6.00
THIRD	\$4.00

### **Halter Horses**

- Class 1 Yearling Filly
- Class 2 2-3-year-old Filly
- Class 3 4-year-old and older Mare
- Class 4 Yearling Gelding
- Class 5 2-3-year-old Gelding
- Class 6 4-year-old and older Gelding
- Class 7 Donkey

### **Ponies (56" and under)**

- Class 8 Yearling – Filly or Gelding
- Class 9 2-3-year-old – Filly or Gelding
- Class 10 4-year-old and older Mare or Gelding

### **Showmanship & Performance Classes**

- Class 11 Showmanship at Halter, Adult
- Class 12 Showmanship at Halter, 14-18
- Class 13 Showmanship at Halter, 13 and under
- Class 14 Lead-Line rider, 5 & under (rider may not ride in any other performance class, or timed event)
- Class 15 Two-Wheeled Pony Cart
- Class 16 Novice Exhibitor Walk-Trot Pleasure (this exhibitor may show in class 16 & 17 and no other performance classes)
- Class 17 Novice Exhibitor Walk-Trot Pleasure (this exhibitor may show in class 16 & 17 and no other performance classes)
- Class 18 Novice Horse Walk-Trot (This horse may not be shown in any other performance class)
- Class 19 English Pleasure, Adult
- Class 20 English Pleasure, Youth
- Class 21 English Equitation, Adult
- Class 22 English Equitation, Youth
- Class 23 Western Horsemanship, Adult
- Class 24 Western Horsemanship, 14-18
- Class 25 Western Horsemanship, 13 & under
- Class 26 Pony Western Pleasure, Youth
- Class 27 Western Pleasure, Adult
- Class 28 Western Pleasure, 14-18
- Class 29 Western Pleasure, 13 & under
- Class 30 Reining, Adult
- Class 31 Reining, Youth

Class 32 Trails, Adult  
Class 33 Trails, Youth

### **Timed Events**

Class 34 Pole Bending, Adult  
Class 35 Pole Bending, 14-18  
Class 36 Pole Bending, 13 & under  
Class 37 Barrel Race, Adult  
Class 38 Barrel Race, 14-18  
Class 39 Barrel Race, 13 & under  
Class 40 Flag Race, Adult  
Class 41 Flag Race, 14-18  
Class 42 Flag Race, 13 & under

### **DEPARTMENT D - SWINE**

Check-in: Wednesday, July 24th @ 8:00 – 8:30 a.m.

Judging: Wednesday, July 24th @ 6:00 p.m.

Release Time: Sunday, July 28th @ 11:30 a.m.

- All breeds will be recognized.
- Pee Wee class will be held with adequate interest for you ages 2-6. Sign up at the announcers table during the show
- Awards will be paid as listed:

FIRST	\$8.00
SECOND	\$6.00
THIRD	\$4.00

### **Market Barrow or Gilt**

Class 1 Market hogs  
Class 2 Breeding Gilts  
Class 3 Pee Wee Showmanship

### **DEPARTMENT E - SHEEP**

Check-in: Wednesday, July 24th @ 8:30 – 10:00 a.m.

Judging: Thursday, July 25th @ 6:00 p.m.

Release Time: Sunday, July 28th @ 11:30 p.m.

- All breeds will be recognized
- Pee Wee class will be held with adequate interest for youth ages 2-6. Sign up at the announcers table during the show.
- Awards will be paid as listed:

FIRST	\$8.00
SECOND	\$6.00
THIRD	\$4.00

Class 1 Ewe, 1 year old and under 2  
Class 2 Ewe, under 1 year old  
Class 3 Market Lamb  
Class 4 Pee Wee Showmanship, ewe or whether

### **DEPARTMENT F - POULTRY & RABBIT**

- SEE LIVESTOCK RULES AND REGULATIONS.
- A pen shall be 2 hens and 1 rooster.
- Limit 2 entries per exhibitor.
- Exhibitor must be present with animal during judging.
- All exhibits must remain in place until 11:30 a.m. Sunday, July 30th. All animals must be removed, and cages cleaned before 5:30 p.m., Sunday, July 30th.



**CLAY COUNTY FAIR ASSOCIATION  
PRESENTS**



# **FAIR PARADE**

**CELEBRATING 150TH  
ANNIVERSARY**



**MONDAY,  
JULY 22  
@ 7 P.M.**

**STARTING @  
LINCOLN  
ELEMENTARY**

**FREE ENTRY**

**Grand Marshall:  
Robert & Frieda  
Knitter**

**Theme:  
"Honoring our Past,  
Building our Future."**

## *Parade Route*

Line up will start at 6 P.M. in front of the Bus Barn behind Lincoln Elementary. Starting at the front of Lincoln Elementary, head east to 12th Street. Continue South on 12th Street until coming upon Harriet Street. Head east then south passing all livestock barns on the Fair Grounds. Continue south to end behind the Clay County Exhibit Building.

**For more information:**

**[www.claycountyksfair.org](http://www.claycountyksfair.org)**

- Failure to clean cages, properly feed and water animals or to remove animals by 5:30 p.m. on Sunday, July 30th will cause forfeiture of premium money.
- Single bird cannot compete in pen classes and pen classes cannot compete in single classes.
- All birds must be owned by the exhibitor 30 days prior to the opening date of the Fair.
- Superintendent may divide single classes by breed.
- The management of the Fair will use every precaution for the protection from disease, fire, theft, or injury, but should such occur, will not assume liability for same. Cages may be locked at the discretion of the exhibitor. Sick birds are not allowed in the show and should any develop immediate removal and disinfection will be made.
- EXHIBITORS ARE RESPONSIBLE FOR FEEDING AND WATERING THEIR OWN ANIMALS.
- No bird deemed unworthy shall be awarded a premium. The judge will decide whether the bird is entitled to an award or not and shall also decide the grade of some or disqualify.
- Eggs will be judged for uniformity of size, shape, color, soundness, and cleanliness of shell. (Do not polish eggs) The exhibitors should select uniform, clean, fresh eggs weighing 24 to 28 ounces per dozen. Cracked, dirty, stale, incubated or double-yoked eggs are disqualified.
- **Overall Grand Champion Poultry and Grand Champion Rabbit will be given \$10.00 gift certificated by the Fair Board.**
- Awards will be paid as listed:
 

FIRST	\$8.00
SECOND	\$6.00
THIRD	\$4.00

## Poultry

Entry: Tuesday, July 23rd @ 5:00 – 6:00 p.m.

Judging: Friday, July 26th @ 10:00 a.m.

Release Time: Sunday, July 28th @ 11:30 a.m.

- |          |                                 |
|----------|---------------------------------|
| Class 1  | All Plymouth Rock breeds (pen)  |
| Class 2  | All Wyandotte breeds (pen)      |
| Class 3  | New Hampshire breeds (pen)      |
| Class 4  | All other American breeds (pen) |
| Class 5  | All Cochin breeds (pen)         |
| Class 6  | All Brahma breeds (pen)         |
| Class 7  | All other Asiatic breeds (pen)  |
| Class 8  | All Cornish breeds (pen)        |
| Class 9  | All Orpington breeds (pen)      |
| Class 10 | All other English breeds (pen)  |
| Class 11 | All Leghorn breeds (pen)        |
| Class 12 | All Minorca breeds (pen)        |
| Class 13 | All other English breeds (pen)  |
| Class 14 | All other breeds (pen)          |
| Class 15 | Production class (3 hens)       |
| Class 16 | Standard breed (single hen)     |

## Bantams

- |          |                                     |
|----------|-------------------------------------|
| Class 17 | All single comb, clean legged (pen) |
| Class 18 | All rose comb, clean legged (pen)   |
| Class 19 | All feathered legged (pen)          |
| Class 20 | Turkeys, all breeds (pair)          |
| Class 21 | Ducks, all breeds (pair)            |
| Class 22 | Geese, all breeds (pair)            |

Class 23	Pigeons, all breeds (pair)
Class 24	Guineas (pair)
Class 25	Quail, all breeds (pair)
Class 26	All other fowl (pair)
Class 27	Bantam Breed (single hen)

### Market Eggs

Class 28	White eggs, one dozen in carton
Class 29	Brown eggs, one dozen in carton
Class 10	Miscellaneous color eggs, one dozen in carton

### Rabbits

Entry: Tuesday, July 23rd @ 5:00 – 6:00 p.m.

Judging: Friday, July 26th @ 8:00 a.m.

Release Time: Sunday, July 28th @ 11:30 a.m.

Class 31	Pre-junior doe – commercial breeds
Class 32	Junior doe
Class 33	6 to 8 months old doe – commercial breeds
Class 34	Senior doe, over 8 months of age
Class 35	Pre-junior buck – commercial breeds
Class 36	Junior buck
Class 37	6 to 8 months old buck – commercial breeds
Class 38	Senior buck, over 8 months of age
Class 39	Meat pens – three rabbits, all one recognized breed and a variety, minimum weight 3 pounds each, maximum weight 5 pounds each. Will be judged on their Meat Type, Condition, Uniformity, and Fur.

### DEPARTMENT G - FIELD CROPS AND HORTICULTURE

Entry: Wednesday, July 24th @ 9:00 – 11:00 a.m.

Judging: Wednesday, July 24th @ 1:30 p.m.

Release Time: Sunday, July 28th @ Noon – 1:00 p.m.

- No entry will be allowed to compete in more than one class.
- No article deemed unworthy shall be awarded a premium. Where there is no competition, premiums will be awarded on merit, and may be awarded first, second, third or nothing.
- Entries must contain the required number, or quantity; otherwise they will not be accepted for judging.
- Two entries are allowed per exhibitor in each class.
- **A \$10.00 gift certificate will be presented by Clay County Fair Board for the Grand Champion crop exhibit classes 1-22.**
- **A \$10.00 gift certificate will be presented by Clay County Fair Board to the Grand Champion garden produce from classes 24-69.**
- "Exhibiting Fruits and Vegetable" booklet available at the Extension Office for proper exhibiting tips.
- The following awards will be paid:
 

FIRST	\$5.00
SECOND	\$3.00
THIRD	\$2.00

### Field Crops

Class 1	Wheat, 1 gallon
Class 2	Oats, 1 gallon
Class 3	Soybeans, 1 gallon
Class 4	Alfalfa Seed, 1 gallon
Class 5	Sweet Clover Seed, 1 gallon
Class 6	Barley, 1 gallon



- Class 7 Brome, 1 gallon
- Class 8 Lupine Beans, 1 gallon
- Class 9 White Corn, 5 ears
- Class 10 Yellow Corn, 5 ears
- Class 11 Milo, Red, 5 heads
- Class 12 Milo, White, 5 heads
- Class 13 Wheat, 4" sheaf
- Class 14 Oats, 4" sheaf
- Class 15 Soybeans, 5 plants (roots, no dirt)
- Class 16 Brome, 4" sheaf
- Class 17 Corn, 5 stalks (roots, no dirt)
- Class 18 Alfalfa, 4 cuttings, 4" sheaves
- Class 19 Alfalfa, 15 pounds
- Class 20 Prairie Hay, 15 pounds
- Class 21 Brome Hay, 15 pounds
- Class 22 Sunflower Head, display
- Class 23 Farm Crop Display, 5 varieties

### **Horticulture**

Entry: Wednesday, July 24th @ 9:00 – 11:00 a.m.

Judging: Wednesday, July 24th @ 1:30 p.m.

Release Time: Sunday, July 28th @ Noon – 1:00 p.m.

- Class 24 Carrots, 5
- Class 25 Yellow Onions, 5
- Class 26 White Onions, 5
- Class 27 Red Onions, 5
- Class 28 Red Potatoes, 5
- Class 29 White Potatoes, (Cobbler), 5
- Class 30 White Potatoes, (Kennebec), 5
- Class 31 Okra, 5
- Class 32 Red Okra, 5
- Class 33 Beets, 5
- Class 34 Radishes, 5
- Class 35 Tomatoes, 3
- Class 36 Cherry Tomatoes, 5
- Class 37 Any Other Variety Tomatoes, 3
- Class 38 Sweet Peppers, 5
- Class 39 Bell peppers, 5
- Class 40 Hot Peppers, 5
- Class 41 Eggplant, 3
- Class 42 Summer Squash, 1
- Class 43 Winter Squash, 1
- Class 44 Squash Display, 3
- Class 45 Largest Squash, 1
- Class 46 Cabbage, 1
- Class 47 Cantaloupe, 1
- Class 48 Cucumbers, 3
- Class 49 Green Beans, 12
- Class 50 Yellow Beans, 12
- Class 51 Pumpkins, 1
- Class 52 Ornamental Pumpkins, 2
- Class 53 Largest Pumpkin, 1
- Class 54 Gourds Display, 3
- Class 55 Sweet Corn, 5 ears
- Class 56 Garlic, 3
- Class 57 Watermelon, 1
- Class 58 Largest Watermelon, 1

Class 59	Peaches, 5
Class 60	Apples, 5
Class 61	Novelty Vegetable, 1
Class 62	Parsnips, 5
Class 63	Turnips, 5
Class 64	Sweet Potatoes, 5
Class 65	Strawberries, ½ pint
Class 66	Blackberries, ½ pint
Class 67	Raspberries, ½ pint
Class 68	Pears, 5
Class 69	Grapes, 2 bunches
Class 70	Fresh Herb Display, minimum 5 varieties
Class 71	Best Display of Vegetables, minimum 20 varieties
Class 72	Best Display of Fruit, minimum 2 varieties
Class 73	Best Display of Honey

**DEPARTMENT H - FOODS**

Entry: Wednesday, July 24th @ 8 – 10 a.m. @ Clay County Event Center  
 Judging: Wednesday, July 24th @ 10:00 a.m. @ Clay County Event Center  
 Bake Sale: Wednesday, July 24th @ 4 p.m. – 6:30 p.m. @ Clay County Event Center  
 Release Time: Sunday, July 28th @ Noon – 1:00 p.m.

- **All baked products must be made from scratch.**
- **Clay County Fair Board will present the following gift certificates:**  
     \$10 – Grand Champion Baked Product – Junior Division  
     \$10 – Grand Champion Baked Product – Adult Division
- The Wheat Commission will provide an award for the “Best Breads Award”.
- Wilton Enterprise will provide a “Best in Class” award for Grand Champion Decorated Cake.
- **Requested by judges in the past, PLEASE include a COPY OF RECIPE with baked products, NO ORIGINALS!**
- Each participant may only have 2 entries per class.
- Classes 1-33, 36-49 will be sold at the open class bake sale.
- Fruit pies will only be allowed. NO cream pies.
- Removed baked items from pans and place on 6” paper plates or on a covered cardboard cut to fit the size of the item. Place in clear plastic bag. Exhibit whole pies in non-returnable plates, not less than 7” diameter.
- Superintendents will supervise the transportation of entries to Exhibit Hall at the fairgrounds after judging.
- **Novelty Decorated Cake:** novelty is the quality of being different, new, and unusual.
- No alcohol should be included as an ingredient in any food preservation entry.
- The following awards will be paid:  
     FIRST      \$5.00  
     SECOND     \$3.00  
     THIRD      \$2.00

**JUNIOR DIVISION  
 (13 & under by January 1)**

Class 1	Drop Cookies, 3
Class 2	No-Bake Cookies, 3
Class 3	Decorated Cookies, 3
Class 4	Bar Cookies, including brownies, 3
Class 5	Rolled Cookies, 3
Class 6	Cupcakes, unfrosted, 3
Class 7	Decorated Cupcakes, 3

CLAY COUNTY FAIR ASSOCIATION  
PRESENTS



# CORNHOLE TOURNAMENT

SATURDAY, JULY 27

FIRST GAME STARTS @ 2:00 PM

CLAY COUNTY FAIRGROUNDS  
205 12th Street  
Clay Center, KS 67432

PRE-REGISTRATION starts June 1st  
Call Mike Scott @ 785-632-4997  
\$30 PER TEAM

CASH PRIZES TO THE WINNING TEAMS!

- Class 8 Chocolate Layer Cake, frosted
- Class 9 Decorated Cake
- Class 10 Novelty Cake
- Class 11 Quick Bread, (nut and/or fruit, and/or vegetable, including carrots and zucchini) standard pan 3 x 5
- Class 12 Dinner Rolls, 3
- Class 13 Muffins, no mixes, no liners, 3
- Class 14 Gluten Free: Cookies, 3
- Class 15 Gluten Free: Bread, 3 x 5 standard pan
- Class 16 Gluten Free: Cake
- Class 17 Gluten Free: Dinner Rolls, 3
- Class 18 Gluten Free: Other

**ADULT DIVISION  
(14 & over by January 1)**

**Breads**

- Class 19 White Yeast Bread, loaf
- Class 20 Whole Wheat Yeast Bread, loaf
- Class 21 Rye Yeast Bread, loaf
- Class 22 Coffee Cake, unfrosted
- Class 23 International Yeast bread
- Class 24 White Dinner Rolls, 3
- Class 25 Whole Wheat Dinner Rolls, 3
- Class 26 Quick Bread, loaf (nut &/or fruit, &/or vegetables, including carrots & zucchini) standard pan 3 x 5
- Class 27 Cinnamon Rolls, unfrosted, 3
- Class 28 Cinnamon Rolls, frosted, 3
- Class 29 Muffins, no mixes, no liners, 3
- Class 30 Gluten Free: Bread, standard pan
- Class 31 Gluten Free: Dinner Rolls, 3
- Class 32 Gluten Free: Other

**Pies**

- Class 33 Apple Pies
- Class 34 Cherry Pies
- Class 35 Other Fruit Pies

**Cakes**

- Class 36 Fancy Decorated Cake (does not have to be edible base)
- Class 37 Party Cake, novelty decorated (does not have to be edible base)
- Class 38 Angel Food, unfrosted, exhibit top crust up
- Class 39 White Layer Cake, frosted
- Class 40 Chocolate Layer Cake, frosted
- Class 41 Spice Cake, unfrosted
- Class 42 Bundt Cake, unfrosted, decorative side up
- Class 43 Pound Cake
- Class 44 Cupcakes, unfrosted, show in liners, 3

**Cookies- One Platter-3 cookies**

- Class 45 Drop Cookies
- Class 46 Bar Cookies, including brownies
- Class 47 Molded Cookies
- Class 48 No-Bake Cookies
- Class 49 Decorated Cookies, 3 identical
- Class 50 Rolled Cookies

## Candy

- Class 51      Homemade Candy, 3 pieces  
Class 52      Party Novelty Candy, 3 pieces

# FAIR BOARD BEST COOKIE PLATTER

- Class 53      Fair Board Best Cookie Platter

The cookies will be judged by members of the Fair Board. Exhibit a platter of 3 kinds of cookies, 6 cookies of each kind. Entries will be judged on taste and visual presentation. A **copy** of the recipe must be included with the exhibit, **NO ORIGINALS**. Vegetable shortening frostings are recommended, not butter, margarine, or cream cheese. All cookie entries will become property of the Fair Board. Any person, adult or youth are eligible to enter.

**Grand Champion Cookie - \$25.00 gift card from Ray's Apple Market**

**Second Place Cookie - \$15.00 from Fair Board**

**Third Place Cookie - \$10.00 from Fair Board**

## FOOD PRESERVATION

- Food must be exhibited in standard pint or quart jars, preserves and jelly in uniform jars. The same brand of lids must be used on the jar; for example – Ball lids on Ball jars; Kerr lids on Kerr jars. No mayonnaise jars will be judged.
- All foods must have been preserved since the 2023 Fair.
- Vegetables and meats must be pressure cooked. Fruits, pickled products, and sweet spreads must be processed in boiling water bath. Tomatoes should be pressure cooked, or if not, acid should be added. No paraffin on sweet spreads. Open kettle, oven canned, or steam canned foods will not be accepted. If in doubt concerning methods to be used, contact the Extension Office.
- Jelly and jam must be labeled (typed of fruit or vegetable). Attach entry card around top of the jar.
- Screw bands or rings must be removed from jars.
- For each exhibit, please include instructions, date processed and canning method.

- Class 54      Best Display of Four Vegetables  
Class 55      Fruit  
Class 56      Vegetables  
Class 57      Pickles  
Class 58      Relish  
Class 59      Fruit Preserves  
Class 60      Jam, 1 jar variety  
Class 61      Jelly, 1 jar variety  
Class 62      Meats  
Class 63      Mixed Vegetables for Stew  
Class 64      Dried Item, fruit or vegetable  
Class 65      Dried item, meat

## DEPARTMENT I - TEXTILES

Entry: Tuesday, July 23rd @ 6:00 – 7:00 p.m.

Judging: Wednesday, July 24th @ 9:00 a.m.

Release Time: Sunday, July 28th @ Noon – 1:00 p.m.

- Only items not previously exhibited at this fair and made within the last two years are eligible.



DOING WHAT'S  
RIGHT FOR  
FARMERS, AT  
OUR CORE,  
THAT'S WHO  
WE ARE.

**FARMERS AT  
HEART.®**

Cory Willmann

785.447.9220



WILLMANNAG, LLC

- If you are wanting to protect/ cover your exhibit, please provide your own plastic.
- Fair Board will present the following gift certificates:
  - \$10 – “Grand Champion Entry” Junior Division/Pre-Junior
  - \$10 – “Grand Champion – Constructed Clothing” Adult Division
  - \$10 – “Grand Champion Quilted Entry – Quilted by Exhibitor”
  - \$10 – “Grand Champion Quilted Entry – Pieced by Exhibitor”
  - \$10 – “Grand Champion Knitted, Crocheted or Embroidered Entry”
  - \$10 – “Grand Champion Miscellaneous”
- Limited 2 entries per class
- Awards will be paid as follows:
 

FIRST	\$5.00
SECOND	\$3.00
THIRD	\$2.00

### **PRE-JUNIOR DIVISION**

#### **(9 and under, by January 1)**

- Class 1 Stuffed Pillow/Animal
- Class 2 Constructed Garment
- Class 3 Counted X-Stitched Item
- Class 4 Pillow
- Class 5 Swedish Weaving
- Class 6 Other Item

### **JUNIOR DIVISION**

#### **(10 - 14 years, by January 1)**

- Class 7 Stuffed Pillow/Animal
- Class 8 Constructed Garment
- Class 9 Counted X-Stitched Item
- Class 10 Pillow
- Class 11 Swedish Weaving
- Class 12 T-Shirt Quilt
- Class 13 Other Item

### **ADULT DIVISION**

#### **(15 and over by January 1) Constructed Clothing**

- Class 14 Children’s Garment
- Class 15 Dress
- Class 16 Coat/Blazer
- Class 17 Shirt/Blouse
- Class 18 Costume: Reenactor, Historical, etc.
- Class 19 Other Constructed Clothing Item

#### **Crocheted Item**

- Class 20 Doily
- Class 21 Pillowcases
- Class 22 Afghan
- Class 23 Wearing Apparel
- Class 24 Other Crocheted Item

#### **Knitted Item**

- Class 25 Infant Booties
- Class 26 Afghan
- Class 27 Wearing Apparel
- Class 28 Other Knitted Item

**Embroidered Item**

Class 29	Tea towels, 3
Class 30	Pillowcases, 2
Class 31	Machine Embroidered Item
Class 32	Other Embroidered Item

**Miscellaneous Items**

Class 33	Holiday Ornaments, 3
Class 34	Holiday Stocking
Class 35	Needlepoint Item
Class 36	Counted X-Stitch Wall Hanging
Class 37	Other Counted X-Stitch Item
Class 38	Swedish Weaving
Class 39	A Repurposed/Recycled Item
Class 40	Pillows
Class 41	Other Miscellaneous Item

**Quilts - quilted by exhibitor**

Class 42	Pieced
Class 43	Appliqué
Class 44	Wool Appliqué
Class 45	Embroidered, thread
Class 46	Embroidered, liquid
Class 47	Beginner's Quilt
Class 48	Crib Quilt
Class 49	Wall Hanging
Class 50	Wearing Apparel
Class 51	Misc. Machine Quilted
Class 52	Tied Quilt
Class 53	Machine Embroidery Quilts
Class 54	T-shirt Quilt
Class 55	Table Runner
Class 56	Other (quilted by exhibitor)
Class 57	Quilts done by a group

**Quilts - not quilted by exhibitor**

Class 58	Pieced
Class 59	Appliqué
Class 60	Embroidered, thread
Class 61	Embroidered, liquid
Class 62	Beginner's Quilt
Class 63	Crib Quilt
Class 64	Wall Hanging
Class 65	Wearing Apparel
Class 66	Misc. Machine Quilted
Class 67	Tied Quilt
Class 68	T-shirt Quilt
Class 69	Table Runner
Class 70	Other (quilted by exhibitor)

**DEPARTMENT J - FLORICULTURE**


Entry: Wednesday, July 24th @ 9:00 – 11:00 a.m.

Judging: Wednesday, July 24th @ 12:30 p.m.

Release Time: Sunday, July 28th @ Noon – 1:00 p.m.

- One entry per exhibitor in each class.
- Growing plants should be in the possession of owner for 6 months.
- No commercially grown flowers should be used in arrangement.





CLAY COUNTY  
**MEDICAL CENTER**

---

*Our Family. Caring for Yours.*

**785.632.2144**

[www.ccmcks.org](http://www.ccmcks.org)

- 24-HR Emergency
- Birthing Center
- Cardiac Rehab
- Laboratory
- Meadowlark Hospice
- Occupational Therapy
- Physical Therapy
- Pulmonary Rehab
- Specialty Clinics
- Speech Therapy
- Radiology
- Respiratory Therapy
- Surgery
- Wellness Center



617 Liberty Street • Clay Center, KS 67432

---

## **Clay Veterinary Clinic**

**Large & Small Animals**



**Nick Luke, DVM - Melissa Luke, DVM**

**David Salava, DVM - Amy Deneke, DVM - Rachel Miner, DVM**

**423 Franklin St. Clay Center, KS 67432**

**785-632-5090**

- Arrangements not meeting requirements of class will be disqualified.
- Accessories must be contained within arrangements.
- Judging Scale for Arrangements:
  - Color combination – 25 pts
  - Relation to container – 10 pts
  - Proportion and balance – 25 pts
  - Distinction and originality – 10 pts
  - Suitability of combination of material – 10 pts
  - Condition – 10 pts
  - Judge's Choice – 10 pts
- Clay County Fair Board will present the following gift certificates:
  - \$10 – “Grand Champion – Junior Division”
  - \$10 – “Grand Champion Silk Flower Arrangement”
  - \$10 – “Grand Champion Dried Flower Arrangement”
  - \$10 – “Grand Champion Cut Flower” exhibitor.
  - \$10 – “Grand Champion Potted Plant”
- Awards will be paid as follows:
 

FIRST	\$5.00
SECOND	\$3.00
THIRD	\$2.00

## **JUNIOR DIVISION (13 & under by January 1)**

### **Specimens**

Clear glass container preferred. A number such as 1, 3, 5, indicates exactly that number of stems (no matter how many flowers) must be displayed. Remove foliage up to water line.

Class 1	Annual Collections, 3
Class 2	Perennial Collection, 3
Class 3	Marigolds, 3-5
Class 4	Petunias, 5
Class 5	Zinnia, 1-3
Class 6	Potted Plant, any variety
Class 7	Cactus or Succulent, 1
Class 8	Fairy Garden
Class 9	Sunflowers
Class 10	Other flower, named

## **ADULT DIVISION (14 & over by January 1)**

### **Specimens**

Use only CLEAR containers for cut specimens. Purchased cut flowers are not acceptable. All entries must be grown by the exhibitor. NOTE: D indicates a display of any number that is within reason or easily displayed. A number such as 3, 5, 8, etc., indicates that exactly that number of STEMS must be displayed. Use the number of stems indicated, no matter how many flowers. Remove foliage up to water line.

Class 11	Annuals, collection, 5 kinds
Class 12	Perennials, collection, 5 kinds
Class 13	Dahlia, 1-3
Class 14	Daisy, Annual 5
Class 15	Daisy, Perennial 5
Class 16	Gaillardia, 3
Class 17	Gladiolus, 1
Class 18	Lily, Type, named, D
Class 19	Marigold, 5
Class 20	Petunia, 5

- Class 21 Rose, 1, name variety
- Class 22 Snapdragons, 5
- Class 23 Sunflower, D
- Class 24 Vinca (Periwinkle), 5
- Class 25 Wildflower, Specimen, D
- Class 26 Wildflower, Collection, 5 kinds
- Class 27 Zinnias, 5
- Class 28 Other Annual, D, named
- Class 29 Other Perennial, D, named
- Class 30 Novelty, named

**Potted Plants**

- Class 31 African Violet
- Class 32 Begonia
- Class 33 Cactus
- Class 34 Cacti Garden, 5 plants or more
- Class 35 Succulent
- Class 36 Hanging Basket, any variety, named
- Class 37 Novelty, named
- Class 38 Potted plant, garden flower, named
- Class 39 Potted plant, any variety, named
- Class 40 Ivy
- Class 41 Coleus
- Class 42 Impatiens
- Class 43 Philodendron/Pothos
- Class 44 Fairy Garden
- Class 45 Other, named

**Pipe, Feedlot & Barbed Wire Fence**

**Pasture Clearing & Mowing**

 **Lehman**   
**Ag Enterprises**

**Nick Lehman**  
**785-632-1269**

## **Arrangements**

- Class 46 Garden Flower Mini Arrangement – 5” or less in all dimensions  
Class 47 Garden Flower Arrangement for dining table centerpiece 9” max. height  
Class 48 Wildflowers – specify intended use  
Class 49 Arrangement of all one-color flowers

## **Silk Flowers**

- Class 50 Arrangement for dining table centerpiece  
Class 51 Spring, Summer, Fall, Winter  
Class 52 Arrangement of all one-color flowers  
Class 53 Miniature Arrangement – 5” or less in all dimensions  
Class 54 Kitchen Arrangement  
Class 55 Holiday Theme Arrangement

## **Dried Flowers**

- Class 56 Arrangement for dining table centerpiece  
Class 57 Holiday Theme Arrangement  
Class 58 Special Occasion Arrangement  
Class 59 Miniature Arrangement – 5” or less in all dimensions

## **DEPARTMENT K - CERAMICS, CRAFTS & PAINTINGS**

Entry: Tuesday, July 23rd @ 6:00 – 7:00 p.m.

Judging: Wednesday, July 24th @ 9:30 a.m.

Release Time: Sunday, July 28th @ Noon – 1:00 p.m.

- Exhibitors may not have more than two entries per class.
- Only items not previously exhibited at this fair and made within the last two years are eligible.
- Paintings and any items to be hung must have attached hangers. Those items entered without proper hangers are not judged and will be for display only.
- No painting shall exceed 24” X 36”.
- Clay County Fair Board will present the following gift certificates:  
\$10 – Grand Champion Craft – Pre-Junior/Junior Division  
\$10 – Grand Champion Craft – Adult Division
- Awards will be paid as listed:  
FIRST \$5.00 SECOND \$3.00 THIRD \$2.00

## **PRE-JUNIOR DIVISION (9 & under by January 1)**

### **Ceramics**

- Class 1 Glazed  
Class 2 Stains  
Class 3 Other

### **Crafts**

- Class 4 Paper Arts  
Class 5 Jewelry  
Class 6 Crayon Drawing  
Class 7 String Art  
Class 8 Drawing  
Class 9 Painting, watercolor  
Class 10 Painting, other  
Class 11 Dough Art  
Class 12 Ornament  
Class 13 Paper Mache  
Class 14 Legos  
Class 15 Diamond Painting Art  
Class 16 Craft, other

**Other**

- Class 17 "Here We Go Again..." Exhibit made by recycling items. (Include an explanation of which items were recycled, and what they were used for before.)

**JUNIOR DIVISION (10-14 by January 1)****Ceramics**

- Class 18 Glazed  
 Class 19 Stains  
 Class 20 Dry Brushing  
 Class 21 Ceramics Arrangement  
 Class 22 Other ceramics not listed above

**Crafts**

- Class 23 Leather  
 Class 24 Macramé  
 Class 25 Paper Arts  
 Class 26 Candle Making  
 Class 27 Jewelry and Metal Working  
 Class 28 Painting, charcoal  
 Class 29 Painting, watercolor  
 Class 30 Painting, other  
 Class 31 Weaving  
 Class 32 String Art  
 Class 33 Drawing  
 Class 34 Dough Art  
 Class 35 Decorated article of clothing  
 Class 36 Ornament  
 Class 37 Paper Mâché  
 Class 38 Plaster of Paris  
 Class 39 Legos  
 Class 40 Silk or Dried Flowers Wreath  
 Class 41 Diamond Painting Art  
 Class 42 Craft, other

**Other**

- Class 43 "Here We Go Again." Exhibit made by recycling items. (include an explanation of which items were recycled, and what they were used in before.)  
 Class 44 "Good Humor Category" Exhibit should be created for fair – goes to chuckle at.

**ADULT DIVISION****(15 & over by January 1)****Ceramics**

- Class 45 Glazed  
 Class 46 Stains  
 Class 47 Dry Brushing  
 Class 48 Antiquing  
 Class 49 Ceramic Arrangement  
 Class 50 Plaster of Paris  
 Class 51 Pottery, unglazed  
 Class 52 Pottery, glazed  
 Class 53 Pottery, arrangement  
 Class 54 Pottery, other  
 Class 55 Other ceramics not listed above



# QUALITY EQUIPMENT *ON YOUR FARM*

Hutchinson | Mayrath manufactures quality products, including; portable and stationary grain handling equipment, augers, chain & paddle conveyors, belt conveyors, loop systems, bin unloads and custom augers.

**AGI** | **HUTCHINSON** | **MAYRATH**

AGGROWTH.COM | HUTCHINSON-MAYRATH.COM | 785.632.2161



**PROUD  
SUPPORTER OF  
THE CLAY COUNTY  
FAIR!**

**Crafts**

Class 56	Leather Crafts
Class 57	Macramé
Class 58	Ornament
Class 59	Paper Art
Class 60	Candle Making
Class 61	Jewelry and Metal Working
Class 62	Weaving
Class 63	Basket
Class 64	String Art
Class 65	Wreath
Class 66	Silk or Dried Flower Wreath
Class 67	Stained Glass
Class 68	Decorated Article of Clothing
Class 69	Yard Ornament
Class 70	Sculpture – any media
Class 71	Wood Burning Picture or Craft
Class 72	Diamond Painting Art
Class 73	Craft, other

**Paintings**

Class 74	Watercolor, landscape
Class 75	Watercolor, still life
Class 76	Watercolor, portrait
Class 77	Watercolor, other
Class 78	Chalk
Class 79	Charcoal
Class 80	Acrylic, landscape
Class 81	Acrylic, still life
Class 82	Acrylic, portrait
Class 83	Oils, landscape
Class 84	Oils, still life
Class 85	Oils, portrait
Class 86	Oils, other
Class 87	Airbrush
Class 88	Painting, tole
Class 89	Drawing
Class 90	Paintings, other

**Coloring**

Class 91	Pencil
Class 92	Geometric Design
Class 93	Flowers
Class 94	Person or Animal

**Drawing**

Class 95	Calligraphy
Class 96	Person or Animal
Class 97	Flowers
Class 98	Graphic Design

**Other**

Class 99	“Here We Go Again” – Exhibit made by recycling items. (Include an explanation of which items were recycled, and what they were used in before.)
Class 100	“Good Humor Category” – Exhibit should be created for fair goers to chuckle at.

## **DEPARTMENT L - PHOTOGRAPHY**

Entry: Tuesday, July 23rd @ 6:00 – 7:00 p.m.

Judging: Wednesday, July 24th @ 1:00 p.m.

Release Time: Sunday, July 28th @ Noon – 1:00 p.m.

- Exhibitors are limited to two entries per class. Items previously exhibited at the Clay County Fair are not eligible. All entries must have been completed within the last two years.
- Photos must be at least 7"x 9" and no more than 8" x 10" in size.
- Photos are to be mounted photo across the narrow 11" dimension of an 11" x 12.5" sheet of white or cream studio matte board (**NOT SMALLER THAN DIMENSION ABOVE**), which may be purchased at the District Extension Office. Photos mounted on poster board will not be displayed.
- We ask to have photos prepared in a Ziplock bag with exhibit card.
- **Awards will be paid as listed on the following classes:**

FIRST	\$5.00
SECOND	\$3.00
THIRD	\$2.00
- **Clay County Fair Board will present the following gift certificates:**
  - \$10 – Grand Champion Craft – Adult Division
  - \$10 – Grand Champion Craft – Junior Division
- **DESCRIPTION OF CLASSES:**
  - Pictorial Print** – Single print of a landscape/scene, person, or animal.
  - Photo-Journalism** – Single print that shows action or tells a story. For example, someone jumping a hurdle.
  - Unclassified or abstract** – Unclassified photos do not fit into any other category. For example, photo of the sky or a building. Abstract is an object that does not mean anything and may make the viewer wonder about it. It is interesting but difficult to identify. For example, a close-up photo of a leaf. Figure or portrait, human and/or animal – Picture of silhouette of a person or an animal. An animal would include any living creature. For example, an animal could include an insect, fish, a bird, reptile, a bear, or a squirrel.
  - Clay County** – Subject matter should promote people, scenes, or activities typical of the county. Indicate picture location.
  - Computer Enhanced Photos** – Computer enhanced or manipulated photos are those manipulated in the computer beyond that which can be done in the darkroom. These photos should be entered in Class 14. The judge will want to compare the original photo with the computer enhanced or manipulated photo entry. The original photo, 4" x 6" or smaller, should be placed in an envelope taped on the sides and bottoms, with the flap facing the open side. This envelope can be taped to the back side of the mount, underneath the lower section of the entry card.
  - Digital Color Photos** – A color photo taken with a digital camera and printed without any more enhancement than could be done in a photo darkroom would be no different than a photo from film. Digital photos can be exhibited in regular photography classes.

### **JUNIOR DIVISION (13 and under, by January 1)**

- Class 1 Pictorial Print, landscape & scenic, black and white or color
- Class 2 Pictorial Print, people/animals, black and white or color
- Class 3 Unclassified or abstract, black and white or color
- Class 4 Figure or portrait, animal, black and white or color
- Class 5 Figure or portrait, human, black and white or color

### **ADULT DIVISION (14 and over by January 1)**

- Class 6 Pictorial Print, landscape & scenic, black and white or color
- Class 7 Pictorial Print, people/animals, black and white or color





# Mak'N-Faces

By Gilberta

TEMPORARY BODY ART

FACEPAINT \* HENNA \* TATTOOS



Email [maknfacesbygilberta@yahoo.com](mailto:maknfacesbygilberta@yahoo.com)

785-288-1096

or follow us on Facebook and Instagram



- Class 8 Pictorial Print, other, black and white or color
- Class 9 Photo Journalism Print, black and white or color
- Class 10 Unclassified or abstract, black and white or color
- Class 11 Figure or portrait, animal, black and white or color
- Class 12 Figure or portrait, human, black and white or color
- Class 13 Clay County – Subject matter should promote people, scenes, or activities typical of the county. Indicate picture location.
- Class 14 Computer Manipulated Photos. Manipulated does not include normal cropping, enlargement, or color intensity treatment. Photo must be an original taken by the exhibitor. Exhibitor must provide a small (4" x 6" or smaller) original photo.

**DEPARTMENT M – WOODWORK**

Entry: Tuesday, July 23rd @ 6:00 – 7:00 p.m.

Judging: Wednesday, July 24th @ 10:30 a.m.

Release Time: Sunday, July 28th @ Noon – 1:00 p.m.

• **Clay County Fair Board will present the following gift certificates:**

- \$10 – Grand Champion Craft – Adult Division
- \$10 – Grand Champion Craft – Junior Division

• **Awards will be paid as listed for each of the following classes:**

- FIRST \$5.00
- SECOND \$3.00
- THIRD \$2.00

**JUNIOR DIVISION (13 & under by January 1)**

- Class 1 Individual Piece
- Class 2 Wood Carving
- Class 3 Original Design
- Class 4 Miscellaneous

**ADULT DIVISION (14 & over by January 1)**

- Class 5 Individual Piece – small project
- Class 6 Individual Piece – large project
- Class 7 Display of 3 articles
- Class 8 Wood Carving
- Class 9 Piece of Refinished Furniture
- Class 10 Miscellaneous



**AUTO PARTS**  
  
**Clay Center**

# Quality Parts - Great Service

Optima Dry Cell Batteries  
Custom-Made Hydraulic Hose

Machine Shop Service

# AVERY AUTO PARTS, INC.

*Lawrence, Mike, Rick & Jeff*

419 5th Street  
Clay Center, KS

(785) 632-2104

1-800-794-4786

Tractor & Heavy Duty Truck Parks  
Towing & Trailor Accessories



*You'll Find It At CARQUEST*



# SirSpeedy

SIGNS • PRINT • MARKETING

**Manhattan, 1668 Hayes Drive • 785-776-6731**

**Clay Center, 806 Fifth Street • 785-632-5501**

**Junction City • 785-762-5112**

**Wamego • 785-456-6731**

**Orders@Flinthills-SirSpeedy.com**

**www.SirSpeedy.com/ManhattanKS060**



**CLAY COUNTY OPEN HORSE SHOW**  
**Saturday, July 20, 2024 @ 9:00 A.M.**  
**Clay County Fairgrounds Rodeo Arena**  
205 S 12<sup>th</sup> St., Clay Center, Kansas 67432

**Halter Horses**

- Class 1 Yearling Filly
- Class 2 2-3-year-old Filly
- Class 3 4-year-old and older Mare
- Class 4 Yearling Gelding
- Class 5 2-3-year-old Gelding
- Class 6 4-year-old and older Gelding
- Class 7 Donkey

**Ponies (56" and under)**

- Class 8 Yearling – Filly or Gelding
- Class 9 2-3-year-old – Filly or Gelding
- Class 10 4-year-old and older – Filly or Gelding

**Showmanship and Performance Classes**

- Class 11 Showmanship at Halter, Adult
- Class 12 Showmanship at Halter, 14-18
- Class 13 Showmanship at Halter, 13 and under
- Class 14 Lead-Line Rider, 5 & under (rider may not ride in any other performance class or timed event)
- Class 15 Two-Wheeled Pony Cart
- Class 16 Novice Exhibitor Walk-Trot Pleasure (this exhibitor may show in class 16 & 17 and no other performance classes)
- Class 17 Novice Exhibitor Walk-Trot Horsemanship (this exhibitor may show in class 16 & 17 and no other performance classes)
- Class 18 Novice Exhibitor Walk-Trot (this horse may not be shown in any other performance class)
- Class 19 English Pleasure, Adult
- Class 20 English Pleasure, Youth
- Class 21 English Equitation, Adult
- Class 22 English Equitation, Youth


- Class 23 Western Horsemanship, Adult
- Class 24 Western Horsemanship, 14-18
- Class 25 Western Horsemanship, 13 & under
- Class 26 Pony Western Pleasure, Youth
- Class 27 Western Pleasure, Adult
- Class 28 Western Pleasure, 14-18
- Class 29 Western Pleasure, 13 & under
- Class 30 Reining, Adult
- Class 31 Reining, Youth
- Class 32 Trail, Adult
- Class 33 Trail, Youth

**Timed Events**

- Class 34 Pole Bending, Adult
- Class 35 Pole Bending, 14-18
- Class 36 Pole Bending, 13 & under
- Class 37 Barrel Race, Adult
- Class 38 Barrel Race, 14-18
- Class 39 Barrel Race, 13 & under
- Class 40 Flag Race, Adult
- Class 41 Flag Race, 14-18
- Class 42 Flag Race, 13 & under

**\*Classes 15 – 42 HAVE A \$2 ENTRY FEE, 100% payback (1<sup>st</sup> place-50%, 2<sup>nd</sup> place-30%, 3<sup>rd</sup> place-20%) \***

**ENTRIES WILL BE TAKEN  
FROM  
8:00 AM UNTIL 9:00 AM**



For more information, check out our website:

[www.claycountyksfair.com](http://www.claycountyksfair.com)

Questions, email us at:

[claycountyfairassociation@gmail.com](mailto:claycountyfairassociation@gmail.com)

Check us out on Facebook:  
[Clay County KS Fair Assoc.](#)



# A Tradition of Service



**CLAY CENTER • PALMER • BARNES**

## **Union State Bank gives \$25,000 to 4-H Exhibit Hall**

Union State Bank has gifted \$25,000 to the 4-H Exhibit Hall fund raising effort. Union State Bank has been in the community since 1901 and we have consistently been dedicated to community improvement as well as the needs of our customers.

*We work to be your bank.*

# **Union State Bank**

104 E. 2nd St., PO Box 90  
Palmer, KS 66962  
(785) 692-4511

701 Fifth St., PO Box 518  
Clay Center, KS 67432  
(785) 632-3122

11 S. Center St., PO Box 248  
Barnes, KS 66933  
(785) 763-4310



EQUAL HOUSING  
LENDER



Member  
**FDIC**